


GORDON J. CHRISTENSEN

PRACTICAL CLINICAL COURSES®



2025 PRODUCT & COURSE CATALOG



PACE
ACADEMY of
GENERAL DENTISTRY
PROGRAM APPROVAL
FOR CONTINUING
EDUCATION

GORDON J. CHRISTENSEN
PRACTICAL CLINICAL COURSES
Nationally Approved PACE Program
Provider for FAGD/MAGD credit.
Approval does not imply acceptance by
any regulatory authority or AGD endorsement.
6/1/24 to 5/31/27
Provider ID# 208521

ADA C.E.R.P.® | Continuing Education
Recognition Program

GORDON J. CHRISTENSEN



Our 2025 Practical Clinical Courses (PCC) catalog has been expanded to contain something great for every dental professional.

It probably has the most complete variety of CE offerings in the global profession. What form of dental CE do **YOU** want? PCC offers:

- A professional video library like none other, including the major topics in dentistry.

- Two-day hands-on courses in Utah at the PCC/Clinicians Report Foundation complex.
- Three-hour virtual classes featuring popular clinician speakers broadcast LIVE and available to stream on-demand after the presentation date.
- Seminars near you and in retreat locations such as Florida, Las Vegas, and more!

WE ARE COMMITTED TO SERVING YOU AND YOUR PATIENTS WITH THE MOST COMPLETE AND BEST CE AVAILABLE IN THE PROFESSION. THANKS FOR YOUR CONTINUING SUPPORT!

Gordon J. Christensen, DDS, MSD, PhD
CEO, Practical Clinical Courses
Senior Consultant, Clinicians Report Foundation

CONTENTS

Video Library at a Glance	1
Video Recommendations for the Team	2
All-Access Pass	3
CE Video Library	4–18
Dental Documents	19
Virtual Courses, including MATE CE	20–23
CR Dentistry Newsletter & Dental Lifeline Network	24
CR Dentistry Update Courses	25
Hands-on Courses	26–31
Seminars	32–33

VIDEO LIBRARY AT A GLANCE — 2025 CATALOG

» NEW PROGRAMS IN RED

ADMINISTRATION			
V4784	Avoiding Common Administrative Errors	4	
X4715	Building Your Ideal Team	22	
V4734	Effective Communication Techniques for the Entire Dental Team	4	
S4749	Essential Risk Management	4	
V4766	Get the Money off the Books and into the Bank!	4	
V4794	Multiple Patient Scheduling — Working Smarter, Not Harder	5	
X4728	Positioning Your Practice for Success	23	
V4790	Preparing for an Easy Practice Transition	5	
V4739	Protecting Your Dental Office from Embezzlement	5	
X4750	Retirement Planning — Start with the End in Mind	23	
DENTAL ASSISTING & DENTAL HYGIENE			
V4714	Effective Use of Four-Handed & Six-Handed Dentistry	5	
V4748	Essentials of Effective Dental Assisting, Ed 2	5	
V4799	Optimizing Dental Hygiene to the Next Level!	5	
V4700	Top Ten Revenue-Producing Expanded Functions	6	
DIAGNOSIS & TREATMENT PLANNING			
V1136	Efficient Diagnostic Data Collection by Auxiliaries	6	
V1119	Optimizing Digital Radiography — Solving Challenges	6	
S1147	Optimizing Use of Cone Beam Radiology	6	
ENDODONTICS			
X1316	Efficient & Smart Endodontics for GPs	22	
X1329	Endodontics: The Untapped Treasure Right Before Your Eyes	22	
» S1352	When to Kill or Remove a Tooth?	6	
ESTHETIC DENTISTRY			
V1570	Botox and Dermal Fillers in Dentistry	7	
V1571	Ceramic Veneers, State-of-the-Art	7	
V1559	Direct Resin Veneers — A Great Practice Builder!	7	
» X1558	Esthetic Dentistry Has Changed — Have You?	22	
V1572	Onlays vs. Crowns	7	
IMPLANT DENTISTRY			
V2333	The Best Implant-Supported Restorations	8	
V2391	Diagnosis and Treatment of Failing Implants	8	
V2305	Proven Simple and Successful Use of Mini Implants	8	
V2373	Simple, Inexpensive Implant Placement — Guide or No Guide?	8	
V2388	Simple, Inexpensive Implant Solutions for Edentulous Mandibles	8	
INFECTION CONTROL			
X2455	Infection Control for TODAY!	22	
MISCELLANEOUS			
» X4762	50 Useful Clinical Tips — 2024	21	
X4740	Dr. Christensen's Frequent Failures and How to Avoid Them	22	
V4776	Ergonomics — Reduce or Eliminate Pain from Your Practice Day	8	
S4741	Materials & Techniques You Can't Live Without!	9	
V4777	Treating the Aging Population — A Frustrating Challenge	9	
OCCCLUSION			
V3162	Bruxism — Prevention and Treatment	9	
X3145	Making Occlusion Work for Your Practice	22	
» S3157	Mastering Occlusal Equilibration	9	
» S3163	Occlusal Splints Are Essential!	9	
V3186	Opening Vertical Dimension of Occlusion	10	
» S3174	Treating Muscular TMD Is Simple	10	
OPERATIVE DENTISTRY			
» X3571	Faster, Easier, Better Restorations	21	
V3501	Making Foolproof Class II Composites	10	
V3582	Mastering Frequent Esthetic Challenges with Resin	10	
V3514	The NEW Glass Ionomers Really Work!	10	
V3522	Rubber Dam — Still the Best Dry-Field Technique!	10	
» S3564	Solving Composite Restoration Challenges	11	
» X3566	State-of-the-Art Pediatric Dentistry	23	
V3531	Successful Isolation of Operating Fields	11	
ORAL MEDICINE			
V3937	Antibiotic Prescribing: Controversy or Consensus?	11	
» X3965	Identifying & Treating Patients with Substance Use Disorders	22	
V3995	Local Anesthesia: Eliminating Misses and Near Misses	11	
» X3960	Oral Pathology with John Svirsky	23	
X3909	Pain Control, Opioid Prescribing, and Substance Abuse Prevention	23	
» FS0823	The Pain Puzzle — Avoiding Opioids for the Management of Pain	23	
V3902	Preparing for Your Next Medical Emergency, 3rd Edition	12	
V3923	Proven & Effective Alternative Dental Medicine	12	
S3944	Sedation — Improving Patient Care	12	
V3963	Snoring and Sleep Apnea — Prevention and Treatment	12	
ORAL SURGERY			
V4189	Apicoectomies, Frenectomies, Biopsies, Hemisections & More	12	
V4181	Atraumatic Removal of Teeth — Erupted and Impacted	13	
V4103	Easy Third-Molar Extractions	13	
X4111	Extraction Techniques for the General Dentist	22	
V4116	Oral Surgery in General Practice	13	
» X4169	Overcoming Common Oral Surgery Challenges	21	
ORTHODONTICS			
» S6361	Bringing Clear Aligners into Your Practice	13	
V6306	Practical Orthodontic Procedures for General Dentists	13	
PERIODONTICS			
» X4356	Making Perio a Successful Part of Your Practice	22	
V4367	Making Suturing Simple	14	
V4323	Minimally Invasive Periodontal Therapy	14	
V4385	New Soft-Tissue Grafting Alternatives — Time to Change!	14	
» S4373	Ridge Preservation Should Be a Routine Procedure!	14	
S4351	Surgical Crown Lengthening Simplified	14	
X4325	What's the Best Laser for My Practice?	23	
PREVENTIVE DENTISTRY			
V5165	Customized Mouthguards for Any Sport	15	
V5120	Making Dental Caries Prevention a Win-Win Concept	15	
V5143	Sealants and Preventive Resin Restorations — When & How	15	
PROSTHODONTICS, FIXED			
V1927	Alginate Impressions — Predictable & Accurate	15	
» S1970	The Best Posts and Cores, Build-Ups, and Fillers	15	
V1921	Cementing Restorations — Proven & Successful!	16	
X1946	Conservative Indirect Restorations	22	
V1980	Foolproof, Fast Single Crown Procedure	16	
V1922	Impressions Can Be Simple and Predictable	16	
V1904	Reliable, Simple Treatment of Cracked Teeth	16	
V1992	Rescuing Failing Fixed Prosthodontic & Direct Restorations	17	
S1943	Simple Temporary Restorations	17	
V1942	Strong, Comfortable, Esthetic Rehabilitations with Zirconia	17	
» S1959	Tooth Preparations Can Make or Break Your Indirect Restorations ..	17	
PROSTHODONTICS, REMOVABLE			
S2538	Flexible vs. Rigid Removable Partial Dentures (RPDs)	18	
V2549	Making Complete Dentures a "Win-Win" Service	18	
V2551	Predictable Removable Partial Dentures	18	
X2553	Removable Prosthodontics — Predictable & Enjoyable	23	
V2503	Restoration of Complete and Partial Edentulism	18	

VIDEO RECOMMENDATIONS FOR THE TEAM

» NEW PROGRAMS IN RED

DENTAL ASSISTING

Knowledgeable dental assistants can increase practice activity simply by increasing the speed in which the dentist accomplishes treatment.

V1927	Alginate Impressions — Predictable & Accurate	15	V1119	Optimizing Digital Radiography — Solving Challenges	6
V3937	Antibiotic Prescribing: Controversy or Consensus?	11	S1147	Optimizing Use of Cone Beam Radiology	6
» S6361	Bringing Clear Aligners into Your Practice	13	V3902	Preparing for Your Next Medical Emergency, 3rd Edition	12
V4714	Effective Use of Four-Handed and Six-Handed Dentistry	5	V3522	Rubber Dam — Still the Best Dry-Field Technique!	10
V1136	Efficient Diagnostic Data Collection by Auxiliaries	6	V5143	Sealants and Preventive Resin Restorations — When & How	15
V4776	Ergonomics — Reduce or Eliminate Pain from Your Practice Day	8	S1943	Simple Temporary Restorations	17
S4749	Essential Risk Management	4	V3531	Successful Isolation of Operating Fields	11
V4748	Essentials of Effective Dental Assisting, 2nd Edition	5	» S1959	Tooth Preparations Can Make or Break Your	
X2455	Infection Control for TODAY!	22		Indirect Restorations	17
» S3163	Occlusal Splints Are Essential!	9	V4700	Top Ten Revenue-Producing Expanded Functions	6

DENTAL HYGIENE

Hygiene isn't limited to scale & polish! For those who are interested in breaking out of the regular everyday hygiene appointment, there are many clinical procedures that can be accomplished legally and are perfect for individuals with additional hygiene education.

V3937	Antibiotic Prescribing: Controversy or Consensus?	11	» S3163	Occlusal Splints Are Essential!	9
» S6361	Bringing Clear Aligners into Your Practice	13	V4799	Optimizing Dental Hygiene to the Next Level!	5
V5165	Customized Mouthguards for Any Sport	15	V1119	Optimizing Digital Radiography — Solving Challenges	6
V1136	Efficient Diagnostic Data Collection by Auxiliaries	6	S1147	Optimizing Use of Cone Beam Radiology	6
V4776	Ergonomics — Reduce or Eliminate Pain from Your Practice Day	8	» X3960	Oral Pathology with John Svirsky	23
S4749	Essential Risk Management	4	V3902	Preparing for Your Next Medical Emergency, 3rd Edition	12
» X3965	Identifying & Treating Patients with Substance Use Disorders ...	22	V3923	Proven & Effective Alternative Dental Medicine	12
X2455	Infection Control for TODAY!	22	V5143	Sealants and Preventive Resin Restorations — When & How	15
V3995	Local Anesthesia: Eliminating Misses and Near Misses	11	V3963	Snoring and Sleep Apnea — Prevention and Treatment	12
» X4356	Making Perio a Successful Part of Your Practice	22	V3531	Successful Isolation of Operating Fields	11
V4323	Minimally Invasive Periodontal Therapy	14			

FRONT DESK & BUSINESS PERSONNEL

While you may not be spending your day in the operator, you will find increasing your dental knowledge will benefit the practice and greatly improve the quality of patient care.

V4784	Avoiding Common Administrative Errors	4	V4766	Get the Money off the Books and into the Bank!	4
X4715	Building Your Ideal Team	22	V4794	Multiple Patient Scheduling — Working Smarter, Not Harder	5
V4734	Effective Communication Techniques for the Entire		X4728	Positioning Your Practice for Success!	23
	Dental Team	4	V4739	Protecting Your Dental Office from Embezzlement & Fraud	5
S4749	Essential Risk Management	4			

“*These videos make excellent in-service programs for your staff!*”

— Gordon

ALL-ACCESS PASS STREAM THE COMPLETE CE VIDEO LIBRARY

OVER 190 HOURS OF CE!



PRAGMATIC, INSTANTLY USEFUL EDUCATION AT YOUR FINGERTIPS.

Here at PCC, we are frequently asked — “What if I want ALL of Gordon’s videos?”

PCC’S ALL-ACCESS PASS IS THE ANSWER!

All-Access Pass includes:

- Streaming access to every active CE video, currently over 75 videos (Over \$12,400 value if purchased separately)
- Every new video, as soon as it’s released (over \$2,400/year value)
- Annual Course “Paradigm Changes in the Profession” (\$499 value)
- Over 190 hours of CE available

Flexibility for your practice

- LIVE or On-Demand: All-Access members are invited to attend the live broadcast of our virtual classes. If you cannot attend the live class, the course recordings will be available to stream On-Demand one week after the live course.
- In-Person or Online: Select from 2 options for our annual course “Paradigm Changes in the Profession”
 - » Paris Hotel & Casino Las Vegas on Saturday, Oct 11, 2025
 - » LIVE VIRTUAL condensed course on Thursday evening, October 16, 2025

Enhance your Membership: Add up to 4 secondary account holders from the same practice and/or family for only \$200/year each. Please contact PCC at (800) 223-6569 to add secondary users. (Secondary accounts exclude Paradigm Changes course, which may be purchased separately.)

MORE THAN \$3,000 OF NEW CONTENT IS ADDED TO YOUR MEMBERSHIP EACH YEAR. Your All-Access Pass is the best way to stay up-to-date on the most timely topics in dentistry. Watch every video, with no limitations on how many times you view each title! Utilize your All-Access Pass with your team — optimize lost production time during cancelled appointments, train new employees, and use content for regular staff in-service meetings. Your savings continue with the low annual renewal rate.

**The All-Access Pass is an annual streaming subscription designed for a single practitioner of any age. This already-discounted subscription may not be combined with other discounts or special offers.*

ALL-ACCESS PASS
\$3,999 / FIRST YEAR
\$999 / ANNUAL RENEWAL

VIDEO LIBRARY IN DETAIL

— ADMINISTRATION —

Avoiding Common Administrative Errors

Charles Blair, DDS & Gordon J. Christensen, DDS, MSD, PhD

V4784 [60 Minutes | 2CE] \$159 DVD or streaming

Release Date: August 2017 | Review Date: August 2024



Did you know that improper insurance administration could jeopardize your career, your standing in the community, and even potentially lead to jail time? Incorporating correct administrative protocols with your team can ensure you enjoy a long and

productive career! Dr. Charles Blair, an expert in insurance administration, joins Gordon to discuss those crucial problem areas that exist for most dental practices and how to avoid them. Some of these common difficulties include: properly calculating primary and secondary insurance receipts, co-pay forgiveness, discounting, multiple fee positioning, patient gifts, falsifying NPI numbers and more. **Start making your insurance administration easier and more productive, and develop the protocols necessary to protect your practice today!**

Effective Communication Techniques for the Entire Dental Team

Katherine Eitel Belt, CSP

V4734 [60 Minutes | 2CE] \$159 DVD or streaming

Release Date: May 2022 | Review Date: August 2024



Being an effective, tactful, positive communicator will favorably influence your relationships with staff, patients, family, and the community! Let a master communicator, Katherine Eitel Belt, show you how to connect with

compassion, accountability, non-judgment, and accuracy! This video is for your entire dental team and includes:

- Effective communication of treatment plans for optimal informed consent and treatment acceptance.
- How to stop avoiding sensitive, essential conversations.
- Making effective self-management checklists.
- An effective 4-step conversation framework.
- Real-life conversation examples and demonstrations.
- Public relation tips for building a positive relationship with your patients and community.
- Having necessary effective conversations about broken agreements, under-performance, non-participation, negativity, or toxic behavior.

Change your life by improving your leadership skills and becoming an effective communicator!

Essential Risk Management

Mitchell Gardiner, DMD, FAGD & Gordon J. Christensen, DDS, MSD, PhD

S4749 [60 Minutes | 2CE] \$159 Streaming only

Release Date: September 2023 | Review Date: August 2024



Your best prevention and defense for a possible malpractice lawsuit is understanding and practicing within appropriate standards of care. Mitch Gardiner is a practicing dentist with extensive experience as an

expert court witness. He will share the best ways to protect your practice. Are your office's clinical procedures, documentation, and compliance to appropriate state dental practice acts where they should be? Are you obtaining a truthful, honest, and current medical history? Are you obtaining a valid informed consent from your patient prior to treatment? What types of lawsuits are becoming the most common and worrisome for our profession? How can you prepare yourself and your office team to prevent legal activity and best defend against a lawsuit? Malpractice lawsuits can be extremely traumatic and expensive as well as time-consuming. **Mitigate future frustration and all the consequences by enacting essential risk management practices today! Your practice and your patients will both benefit greatly.**

Get the Money off the Books and into the Bank!

Lois Banta & Gordon J. Christensen, DDS, MSD, PhD

V4766 [60 Minutes | 2CE] \$159 DVD or streaming

Release Date: August 2014 | Review Date: August 2024



Let us help you simplify this difficult task! Are your Accounts Receivable out of control? Do the reports for your insurance (benefit) claims weigh more than your desk? Develop and implement proven systems to collect the money owed to

you, and design systems for collecting without looking like a "bad guy." Learn effective communication skills, collection strategies, how to track insurance claims and accounts receivable, and how to reduce legal and malpractice challenges by correct coding and collection follow-up. **Keep your Accounts Receivable under control and give your practice the financial stability to grow and innovate!**

Multiple Patient Scheduling — Working Smarter, Not Harder

Gordon J. Christensen, DDS, MSD, PhD & Staff

V4794 [60 Minutes | 2CE] \$159 DVD or streaming

Release Date: May 2019 | Review Date: August 2024



Efficient multiple patient scheduling is the answer to increased productivity without sacrificing service. With a motivated and organized team, multiple patients can be treated at

the same time, producing more prevention and treatment. The concept requires a true team effort. Somebody has to be the “quarterback”—the front-desk scheduler. Somebody must coordinate the clinical activity—the lead dental assistant. In larger practices, there must be cross-trained staff who are interested and educated to accomplish expanded clinical functions. Finally, the dentist is the coach and provides organization and leadership. **This video demonstrates how multiple patient scheduling can motivate and excite your team and offer better service to your patients.**

Preparing for an Easy Practice Transition

Thomas M. Cooper, JD, CLU, ChFC & Gordon J. Christensen, DDS, MSD, PhD

V4790 [60 Minutes | 2CE] \$159 DVD or streaming

Release Date: August 2018 | Review Date: August 2024

One of the most unknown areas facing mature dentists is how to best transition out of practice into either reduced practice or full retirement.

In this video, Thomas Cooper, a transition expert, and Gordon share many combined years of experience helping dentists with their transition decisions! Undoubtedly, you have various concerns as you make this change in your life. How do you best transfer your trusting patients to another practitioner? How do you select this person? Should you just retire one day and turn the practice over to another person, or should you phase out slowly? What about the financial considerations as you change your life, and many other questions? **If transitioning your practice is on your mind, this video is a great start!**

Protecting Your Dental Office from Embezzlement & Fraud

Gordon J. Christensen, DDS, MSD, PhD; Lisa Harris; and Toni Wengreen

V4739 [60 Minutes | 2CE] \$159 DVD or streaming

Release Date: January 2010 | Review Date: August 2024

Learn how to identify when embezzlement is occurring, what to do with the embezzler, and most importantly, how to prevent embezzling. Gordon is joined by two experts with many combined years of practice accounting and embezzlement prevention. **Many simple concepts are presented that will help you protect your practice!**

— DENTAL ASSISTING & DENTAL HYGIENE —

Effective Use of Four-Handed & Six-Handed Dentistry

Gordon J. Christensen, DDS, MSD, PhD; Valinda Johnston, CDA & Benette Galloway, DA

V4714 [60 Minutes | 2CE] \$159 DVD or streaming

Release Date: August 2006 | Review Date: August 2024

Are you using your dental assisting staff efficiently and effectively?

Watch Gordon and two highly skilled, experienced and effective assistants accomplish both four- and six-handed dentistry. Subjects included are:

1. Optimum operator design and organization
2. Working efficiently in an ergonomic environment
3. Operator, instrument, and tray set-up and clean-up
4. Instrument grasps and correct instrument transfer principles
5. Correct and efficient use of operating lights and suction
6. How to optimize both four-handed and six-handed operation
7. The comparative productivity of four-handed and six-handed dentistry

Develop a true clinical TEAM, and increase not only the productivity of your practice, but also the quality of your services!

Essentials of Effective Dental Assisting, 2nd Edition

Gordon J. Christensen, DDS, MSD, PhD; Valinda Johnston, CDA; Suzanne Kamler, CDA

V4748 [60 Minutes | 2CE] \$159 DVD or streaming

Release Date: April 2011 | Review Date: August 2024


What are the characteristics of an excellent dental assistant? They are well-known among dentists and can be developed by interested dental assistants with some effort. When a dental assistant develops the overall personal characteristics described on this video, every dentist is pleased and happy, patients are better served, and practices are more productive. Many concepts are discussed, ranging from accepting responsibility and carrying it out, developing influential public relations ability, planning ahead, being organized, and constantly improving skills. **Dental assistants with the personal characteristics demonstrated and discussed in this presentation are sought by all dentists and are employable anywhere.**

Optimizing Dental Hygiene to the Next Level!

Wendy Briggs, RDH & Gordon J. Christensen, DDS, MSD, PhD

V4799 [60 Minutes | 2CE] \$159 DVD or streaming

Release Date: June 2019 | Review Date: August 2024



New patients aren't the only answer to practice growth! By maximizing your hygiene department for your current patients, you can increase practice profitability and offer valuable services that are being ignored in many general practices. Wendy Briggs and

Gordon Christensen share how hygienists can focus on comprehensive patient service. Lackluster hygiene programs can be transformed into world-class hygiene departments. Along with providing expanded clinical services, your hygienists should be able to educate patients on the numerous additional preventive and treatment options available in your practice, such as: new types of crowns, implants, local antibiotic use, adult orthodontics, anti-snoring devices, occlusal splints, tooth whitening and esthetic upgrades. **Motivate your hygiene team and the rewards of increased patient service will follow!**

Top Ten Revenue-Producing Expanded Functions

Gordon J. Christensen, DDS, MSD, PhD & Professional Staff

V4700 [60 Minutes | 2CE] \$159 DVD or streaming

Release Date: August 2019 | Review Date: August 2024



Third-party payment companies have significantly reduced dentist income. How can you overcome this challenge? Why not increase the

services produced by increasing the number of clinical hands? Gordon has long supported the legal expansion of

clinical responsibilities for educated/trained staff personnel. The following are some of the clinical tasks that can be delegated to staff (where legal), motivating them while producing more services and revenue simultaneously: athletic mouthguards, tooth desensitization, occlusal splints, diagnostic data collection, preventive appointments for high-carries patients, periodontal antibiotics, restoration placement, sealants, snore appliances, tooth whitening, and others. **Incorporating only a few of these procedures can double your clinical services!**

– DIAGNOSIS & TREATMENT PLANNING –

Efficient Diagnostic Data Collection by Auxiliaries

Gordon J. Christensen, DDS, MSD, PhD

V1136 [60 Minutes | 2CE] \$159 DVD or streaming

Release Date: March 2009 | Review Date: August 2024

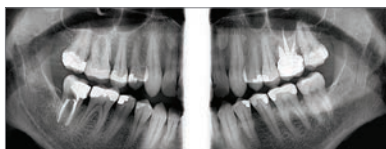
See how your staff can easily increase practice efficiency and patient treatment plan acceptance. Dentists can accomplish complete diagnostic appointments, but this activity often consumes too much valuable dentist treatment time. This video shows use of qualified, educated staff persons in a highly effective diagnostic appointment. During the appointment, a staff person legally accomplishes the data collection and offers appropriate patient education. Then, the dentist meets alone with the staff person to review and discuss the patient's needs and desires. The dentist observes the collected data, meets with the patient, and presents the treatment plan. Most patients accept the plan on this appointment, and treatment is started on the next appointment. **Complete treatment planning assisted by staff participation ensures patient understanding, staff empowerment, and practice success!**

Optimizing Digital Radiography — Solving Challenges

Karen Preston, MAEd, RDH, FHEA & Gordon J. Christensen, DDS, MSD, PhD

V1119 [60 Minutes | 2CE] \$159 DVD or streaming

Release Date: March 2021 | Review Date: August 2024



Despite the obvious advantages to digital radiography, there are numerous challenges. This video addresses those challenges and will help you to solve them.

The following topics are included in the video:

- How to optimize sensor use life expectancy.
- Improving quality of digital images — using enhancement and software tools.
- Techniques for panoramic, periapical, and bitewing imaging.
- Radiation protection techniques: Are lead aprons necessary? Who needs a thyroid collar? What is “dose creep”?

There are many challenges with digital radiography. This video will help dentists and staff members to reduce or eliminate them.

Optimizing Use of Cone Beam Radiology

Gordon J. Christensen, DDS, MSD, PhD & Louis DeFilippo

S1147 [60 Minutes | 2CE] \$159 Streaming only

Release Date: April 2023 | Review Date: August 2024



There is no question that cone beam technology has become mandatory for some procedures. What are those procedures, and why is cone beam necessary? How do you obtain an optimum image? How can you best educate patients with a cone beam? Who should take care of the device in your office? Should you use the services of an oral and maxillofacial radiologist? How often should an image be made? What are some understandable and pragmatic tips on cone beam use? **Cone beam is here. See how this innovative, exciting technology can be incorporated into your practice today!**

– ENDODONTICS –

NEW VIDEO: DECEMBER 2023

When to Kill or Remove a Tooth?

Gordon J. Christensen, DDS, MSD, PhD & Valinda Johnston, CDA, CPT, BS

S1352 [60 Minutes | 2CE] \$159 Streaming only



RESTORE OR REMOVE?

Many different philosophies exist on when to do endodontics or remove a tooth. Which ones are the best and most conservative? Should the patient have a say in what to do? Endo is the last resort to salvage a tooth. Tooth removal and implant placement are the last resort

to replace a single tooth. Neither can predictably replace a natural tooth over the long term. Gordon shows the most conservative ways to solve the question of tooth viability, including patient education, indirect and direct pulp capping, selecting the best pulp capping materials, when a tooth should receive endo, when it should be removed, and how to restore teeth with minimal remaining tooth structure. Gordon shares the best, easiest, fastest, and most predictable techniques for each procedure. **There is nothing equal to a natural tooth! Far too many teeth are removed prematurely. See when and how you can best save them.**

— ESTHETIC DENTISTRY —

Botox and Dermal Fillers in Dentistry

Louis Malcmacher, DDS & Gordon J. Christensen, DDS, MSD, PhD

V1570 [60 Minutes | 2CE] \$159 DVD or streaming

Release Date: May 2015 | Review Date: August 2024



Who knows more about facial esthetics, oral musculature, and the psychology of facial appearance than dentists? Louis Malcmacher is a well-recognized pioneer in this area. Clinical demonstrations show the simplicity of the concept. Topics included are:

- The most important, new, innovative, and useful concepts in dental and facial esthetics
- The use of botulinum toxin and dermal fillers in the treatment of dental/facial esthetics, TMJ/orofacial pain, bruxism therapy, and dental sleep medicine
- A comparison of new concepts in total facial esthetics
- Identifying if a patient is a good candidate for facial injectable treatment
- A new technique for elimination of the gingival “black triangle”
- Practice management and financial implications of facial injectable treatments

This concept is one of the more exciting new techniques you can find in dentistry!

Ceramic Veneers, State-of-the-Art

Gordon J. Christensen, DDS, MSD, PhD

V1571 [60 Minutes | 2CE] \$159 DVD or streaming

Release Date: July 2015 | Review Date: August 2024



Do you want to make these esthetic restorations a significant part of your practice? Watch the following techniques on live patients, identifying the best products for each step in the procedure, and the methods to stimulate patients to want these beautiful restorations.

- Educating patients about veneers
- Selecting the best materials for the procedures
- Educating staff to motivate patients toward accepting veneers
- The best minimal and conventional tooth preparations
- Bonding to enamel and dentin most adequately
- Desensitizing tooth preparations
- The best cements
- Placing and finishing veneers
- Repair and maintenance of veneer restorations

Ceramic veneers can be a major and highly gratifying part of your practice!

Direct Resin Veneers — A Great Practice Builder!

Gordon J. Christensen, DDS, MSD, PhD

V1559 [60 Minutes | 2CE] \$159 DVD or streaming

Release Date: January 2013 | Review Date: August 2024



Can direct resin veneers compete with ceramic veneers? Well-placed resin veneers have been shown to serve as long as ceramic veneers. They are more affordable, easier to repair if necessary, and can be accomplished predictably. Gordon demonstrates the step-by-step direct resin veneer procedure on a patient in close-up, live clinical detail. He also discusses and recommends well-proven resin products that remain smooth during service based on Clinicians Report (formerly CRA) research. The best techniques for optimal color selection, tooth preparation, and finishing of veneers are shown. **You will enjoy knowing that you have accomplished the entire procedure yourself. Add this great patient service to your practice today!**

Onlays vs. Crowns

Gordon J. Christensen, DDS, MSD, PhD

V1572 [60 Minutes | 2CE] \$159 DVD or streaming

Release Date: September 2015 | Review Date: August 2024

When indicated, let's do onlays that leave the facial and lingual tooth structure intact! The materials for tooth-colored onlays are EXCELLENT! Lithium disilicate (IPS e.max) and others are now well-proven, strong, and unbelievably esthetic materials. They can be easier to place than crowns and their esthetic qualities can last LONGER than crowns. Large class II resins are NOT lasting long, but onlays do last a long time, and third parties will now share on costs! The following topics are included:

- Making onlay tooth preparations easy and predictable
- Supragingival vs. subgingival margins
- Obtaining optimum retention for onlays
- Bases and liners
- Laboratory-made or in-office CAD/CAM?
- Desensitizing tooth preparations
- Cementation and finishing onlays
- Repair and follow-up for onlays

The live demonstrations of onlays in this video will make you want to do more of them.

— IMPLANT DENTISTRY —

The Best Implant-Supported Restorations

Gordon J. Christensen, DDS, MSD, PhD

V2333 [60 Minutes | 2CE] \$159 DVD or streaming

Release Date: March 2022 | Review Date: August 2024



You are restoring many implants. Could you do better? Are you using the most proven and adequate techniques, technologies, and materials?

This video includes techniques and materials, listed from most to least frequently encountered, for restoration of:

- Single implants properly and improperly positioned
- Three-unit fixed prostheses
- Multiple single implants, connected and individual
- Overdentures, complete and partial, with Locator-like attachments
- Overdentures, complete and partial, with spherical and other types of attachments
- Edentulous fixed and removable restorations

Implant-supported crowns and fixed prostheses have evolved fantastically over the past 30 years. Get yourself and your staff updated to the changes with this video.

Diagnosis and Treatment of Failing Implants

Jon B. Suzuki, DDS, PhD, MBA and Gordon J. Christensen, DDS, MSD, PhD

V2391 [60 Minutes | 2CE] \$159 DVD or streaming

Release Date: October 2018 | Review Date: August 2024

Titanium alloy root-form dental implants have been used for many years with remarkable success. However, dentists encounter failing implants quite frequently. A major question is when and how to diagnose and treat the obvious problems. Are they failing because of improper placement, patient oral hygiene practices, microorganism invasion, allergy to metals, occlusion, or many other factors? What is peri-implantitis? What causes it? How do you treat this problem? When and how should an implant be removed? Should new implants be placed in the same sites as previously failed implants? **Viewing this video and hearing the comments from both a periodontist and a prosthodontist will significantly help you understand, diagnose, and treat failing implants.**

Proven Simple and Successful Use of Mini Implants

Gordon J. Christensen, DDS, MSD, PhD

V2305 [60 Minutes | 2CE] \$159 DVD or streaming

Release Date: September 2020 | Review Date: August 2024

Millions of US residents could use small-diameter implants (1.8–2.9 mm in diameter) for retention and support of mandibular complete dentures.

There are probably about 150 to 200 in your own practice! Where there is not enough bone for conventional-diameter implants, minis provide a simple, fast, relatively painless, successful treatment. However — minis must be placed and loaded properly. Watch Gordon placing and restoring the most proven small-diameter implant brands. See the necessary equipment and the most appropriate restorative techniques. **Placement of mini implants should be in every practice. Your patients will be highly appreciative and satisfied with their successful long-term service.**

Simple, Inexpensive Implant Placement — Guide or No Guide?

Gordon J. Christensen, DDS, MSD, PhD

V2373 [60 Minutes | 2CE] \$159 DVD or streaming

Release Date: January 2016 | Review Date: August 2024

Do you need guided placement for all root-form implants? Implant placement for healthy people who have an adequate amount of bone usually does not require a surgical guide. Most experienced dentists find single implant placement between properly aligned teeth is relatively easy. However, those dentists who are just learning to place implants usually find that surgical guides are useful. Some guides are complex to make, expensive, and take time to learn — costing up to half as much as the implant placement. This video demonstrates implant placement using simple, inexpensive surgical guides and comparing this technique with placement without a guide. **Viewing this video will make implant placement easier for both beginners and those competent in placing implants.**

Simple, Inexpensive Implant Solutions for Edentulous Mandibles

Gordon J. Christensen, DDS, MSD, PhD

V2388 [60 Minutes | 2CE] \$159 DVD or streaming

Release Date: May 2018 | Review Date: August 2024



What is the most frustrating commonly occurring procedure in dentistry? The patient with a resorbed edentulous mandible!

These patients can be treated relatively easily, both surgically and prosthodontically, with either one of two

procedures. Both are well within the typical GP's potential expertise. In this video, Gordon accomplishes surgical placement of two conventional-diameter implants and also four small-diameter implants in two typical edentulous patients. He shows the best, easiest prosthodontic materials and techniques AND—the happy patient can usually afford this relatively inexpensive and successful technique. Gordon also demonstrates how to retro-fit a denture for implants if a patient later decides to invest in implants. **Your patients will appreciate you for doing these procedures for them.**

— MISCELLANEOUS —

Ergonomics — Reduce or Eliminate Pain from Your Practice Day

Gordon J. Christensen, DDS, MSD, PhD

V4776 [60 Minutes | 2CE] \$159 DVD or streaming

Release Date: May 2016 | Review Date: August 2024



Up to 80% of practitioners have pain and/or dysfunction in their back. If you knew how to avoid this debilitating challenge, would you?

Gordon has gathered many long-proven ergonomic principles that seem to have been forgotten. He recommends properly designed equipment available on the market today that will greatly extend your years practicing dentistry. Learn the most current research

about standing vs. sitting. Emphasis is placed not only on prevention of body pain related to improper practicing posture, but also how to relieve current pain. **Every practitioner, both young and mature, will benefit by implementing principles of proper ergonomics while practicing.**

Materials and Techniques You Can't Live Without!

Gordon J. Christensen, DDS, MSD, PhD & Valinda Johnston, CDA, CPT

S4741 [60 Minutes | 2CE] \$159 Streaming only

Release Date: March 2023 | Review Date: August 2024



Would you like to know the best materials and techniques to make your practice day faster, easier, and better? Learn about those products and concepts found to be extremely valuable by Gordon and his team. Subjects include:

what cement and technique do you use for crowns or bridges that keep coming off, when is a cone beam required, how to make a perfect analog or digital impression nearly every time, how to make lower dentures stay in place, and more. **An hour with Gordon and Valinda will change your practice!**

Treating the Aging Population — A Frustrating Challenge

Gordon J. Christensen, DDS, MSD, PhD

V4777 [60 Minutes | 2CE] \$159 DVD or streaming

Release Date: July 2016 | Review Date: August 2024

As your patients age, they require more dental treatment! Combined with less-than-adequate financial ability, treating elderly patients can be a challenge. What can be done to make your older patients easier to treat and be more likely to accept preventive procedures? It's essential that treatment for older patients is simple, fast, and easy. This video includes demonstrations of simple, inexpensive "directly placed crowns"; easy-to-use preventive restorative and cement materials; carries preventive materials and concepts they will accept; cost-saving, staff-oriented preventive and treatment procedures; and salvaging restorations. Make dentures that actually work well! We have a responsibility to treat all ages of patients. **Overcome the unique challenges of elderly patients to make treating mature people faster, easier, and better.**

— OCCLUSION —

Bruxism — Prevention and Treatment

Gordon J. Christensen, DDS, MSD, PhD & Jeff Wycarver, RPSGT

V3162 [60 Minutes | 2CE] \$159 DVD or streaming

Release Date: November 2013 | Review Date: August 2024

Is there a more frustrating situation than when you observe patients' bruxing destroying their dentitions? This video includes Gordon's clinical observations, techniques, and experiences over several decades of preventing and treating bruxism and clenching. Yes! It is possible to reduce or sometimes eliminate tooth destruction with proper techniques. This video describes early detection of these conditions, proven preventive techniques including adequate occlusal splints, simple and complex rehabilitation of dentitions that are being broken down by bruxism and clenching. **This video will increase your knowledge; serve your patients better; and provide a new, exciting, and interesting revenue source for your practice.**

NEW VIDEO: MARCH 2024

Mastering Occlusal Equilibration

Gordon J. Christensen, DDS, MSD, PhD & Valinda Johnston, CDA, CPT, BS

S3157 [60 Minutes | 2CE] \$159 Streaming only



Teeth with crowns
Implants with crowns
Fixed prostheses

All have different occlusal challenges

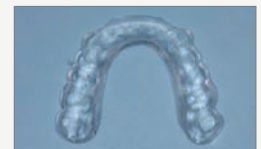
We are seeing unprecedented levels of cracked natural teeth, TMD, and tooth loss because of occlusal malfunction. Rigid, wear-resistant current crown materials no longer accommodate the patient's occlusion. You must manually adjust your restorations to the patient's masticatory system. Zirconia and lithium disilicate require meticulous occlusal adjustment for harmonious, comfortable, painless function. Our participants have praised Gordon's simple, logical, and practical tips for occlusal equilibration mastery. In this video, learn and observe the best concepts, procedures, and materials for occlusal equilibration, as Gordon demonstrates in live detail the fastest, easiest, and best ways to produce optimum occlusion. **Master occlusion concepts and make them routine and predictable procedures in your practice today!**

NEW VIDEO: SEPTEMBER 2024

Occlusal Splints Are Essential!

Gordon J. Christensen, DDS, MSD, PhD; Karen Preston, MAEd, RDH, FHEA; & Ric Schwarting, BS

S3163 [60 Minutes | 2CE] \$159 Streaming only



NEARLY INVISIBLE OCCLUSAL SPLINT

Occlusal principles and techniques have become much more essential because of changes in restorative materials, occlusal concepts, orthodontic procedures, and increased occlusal malfunction. Occlusal splints are mandatory for the prevention and treatment of occlusal maladies. Splints can be tolerated very well if fabricated correctly, but they need meticulous and routine adjustments for optimum service. In this video, learn various types of occlusal splints, when each type is indicated, their ideal characteristics, and how to adjust them for best patient acceptance, comfort, and long service. Watch Gordon and our clinical team demonstrate the entire procedure, from seating, adjusting, and educating the patient to follow-up adjustment appointments. **Most occlusal splint procedures can be delegated to competent staff members such as your hygienist, dental assistant, or lab technician.**

Opening Vertical Dimension of Occlusion (and Adjunctive Occlusal Procedures)

Gordon J. Christensen, DDS, MSD, PhD

V3186 [60 Minutes | 2CE] \$159 DVD or streaming

Release Date: January 2018 | Review Date: August 2024

Occlusion is one of the most controversial and frustrating areas of dentistry, yet you must deal with occlusal problems daily. This video answers our most-asked questions on occlusion, including determining correct vertical dimension of occlusion. Topics include: when and how to increase vertical dimension of occlusion; factors changing occlusion; when to use occlusal splints or occlusal equilibration techniques; how to handle opening of contact areas; the best ways to identify occlusal high spots; preventing tooth extrusion; differences in implant and tooth occlusion; and other clinical situations. **This video will answer many of your occlusal questions with practical, simple techniques to help your patients.**

NEW VIDEO: JULY 2025

Treating Muscular TMD Is Simple

Gordon J. Christensen, DDS, MSD, PhD & Valinda Johnston, CDA, BS

S3174 [60 Minutes | 2CE] \$159 Streaming only



You see this condition routinely, but many dentists don't treat it. Why?

About 80% of temporomandibular dysfunction (TMD) is muscular only, without bony involvement. TMD pain is usually stimulated by anxiety-

producing events, such as divorce, failing a class, or financial problems. Most often it affects your female patients. Zirconia's rise to being the most-used indirect restoration has also caused muscular pain, as your occlusion attempts to facilitate this relatively non-wearing material. When should you refer patients? What is a simple, easy, successful procedure to treat muscular dysfunction and remove the pain most of the time within a few days? Gordon will help you! **Your patients trust you and would prefer to have YOU treat them.**

— OPERATIVE DENTISTRY —

Making Foolproof Class II Composites

Gordon J. Christensen, DDS, MSD, PhD

V3501 [60 Minutes | 2CE] \$159 DVD or streaming

Release Date: December 2019 | Review Date: August 2024

Composite is the most-used restorative material in dentistry, but it is often difficult to place, occasionally sensitive, has a relatively short service life, and brings only moderate income. THIS VIDEO WILL OVERCOME THESE CHALLENGES! Gordon shares the best procedures, materials and devices as proven by Clinicians Report researchers and clinicians. If your technique follows the steps shown in this video, you will have better looking, more predictable, faster placed, and longer-lasting class II composite restorations. The new concepts for types of class II restorations such as bulk-fill, dual-cured materials, combos of resin and conventional glass ionomer, as well as total disinfection of the tooth preparations are compared with the previous conventional concepts being thoroughly demonstrated by Gordon. **Offer your patients the best, most reliable class II resin restorations!**

Mastering Frequent Esthetic Challenges with Resin

Gordon J. Christensen, DDS, MSD, PhD

V3582 [60 Minutes | 2CE] \$159 DVD or streaming

Release Date: March 2017 | Review Date: August 2024

Patients love well-made anterior resin restorations! In less than an hour, become updated on today's resins and the best techniques for Class III, IV, Vs, add-ons, and resin veneers. This video includes the following predictable, simple, fast, effective procedures:

- The best-colored, strong restorations for anterior resin restorations
- Which composites stay smooth and unstained during service
- Making Class IV color-blended restorations
- Diastema closures simplified
- Add-ons to change tooth contour
- The "sandwich technique" for caries-active patients
- Simple direct resin veneers

This video will increase your speed, confidence, and proper choice of materials and techniques for these constantly needed restorations, and it will greatly please your patients.

The NEW Glass Ionomers Really Work!

Gordon J. Christensen, DDS, MSD, PhD & Rella Christensen, PhD

V3514 [60 Minutes | 2CE] \$159 DVD or streaming

Release Date: January 2021 | Review Date: August 2024

Did you know the NEW glass ionomer (GI) restorative materials are the only materials tested by the TRAC RESEARCH section of Clinicians Report Foundation that actually seal margins? Additionally, they provide the most fluoride over the longest time period to surrounding tooth structure of any material. Improvements in glass ionomers include increased strength, lower solubility, better esthetics, and easier use characteristics. This video shows the proven necessity and the techniques for disinfecting tooth preparations; the brands of improved GI materials; new and improved GI uses for liners and bases; GI for small restorations; the "sandwich technique" restorations; and very importantly, using glass ionomer as a preventive and sealing "dentin replacement." **Incorporation of the NEW glass ionomers into your practice will benefit and impress your patients by improving the preventive characteristics of your restorations and will also provide optimum restoration longevity.**

Rubber Dam — Still the Best Dry-Field Technique!

Gordon J. Christensen, DDS, MSD, PhD & Professional Staff

V3522 [60 Minutes | 2CE] \$159 DVD or streaming

Release Date: June 2007 | Review Date: August 2024

Contrary to popular belief, rubber dam saves time and frustration, and helps to ensure high-quality treatment. Experienced dental assistants should be able to place a rubber dam in less than five minutes. Understand the types of dams, punching instruments, frames and holders, forceps, lubricants, and proper removal of dams. **Gordon and his assistants demonstrate the best rubber dam concepts for various clinical situations.**

NEW VIDEO: NOVEMBER 2024

Solving Composite Restoration Challenges

Gordon J. Christensen, DDS, MSD, PhD & Valinda Johnston, CDA, BS
S3564 [60 Minutes | 2CE] \$159 Streaming only



Composite restorations can be beautiful, but often only for a short time. Would you like them to last longer and have preventive characteristics?

When observed with an electron microscope, the margins on composite restorations are wide

open and the composite's ~2% polymerization shrinkage invites the development of new caries. Gordon demonstrates numerous ways to improve composite longevity and cariostatic characteristics, including non-traumatic minimal tooth preparation, internal placement of new conventional glass ionomers with a composite layer on top, disinfecting and desensitizing tooth preparations, use of anti-cariogenic materials, and the best composite brands. Other topics include non-traumatic finishing, reducing open margins, and using several methods to create an ideal non-contaminated operating field. **Composites can last longer and be preventive with the principles Gordon shows clinically in this video!**

Successful Isolation of Operating Fields

Gordon J. Christensen, DDS, MSD, PhD & Valinda Johnston, CDA, CPT

V3531 [60 Minutes | 2CE] \$159 DVD or streaming

Release Date: January 2022 | Review Date: August 2024



Many dental procedures require an isolated operating field. Are you confident you can successfully accomplish this task? Currently, there are adequate, easy-to-use products and concepts to achieve a great isolated field for most restorative, endodontic, and some surgical procedures. Most of them may be quickly mastered by qualified staff persons. Gordon shows methods to remove ~90%. Sound interesting? **This video demonstrates the best products and how to use them. It will help you to produce optimum-quality dentistry and give you great peace of mind.**

— ORAL MEDICINE —

Antibiotic Prescribing: Controversy or Consensus?

Karen Baker, R.Ph., MS & Gordon J. Christensen, DDS, MSD, PhD

V3937 [60 Minutes | 2CE] \$159 DVD or streaming

Release Date: July 2022 | Review Date: August 2024



Do you need to prescribe antibiotics for endo, implants, or impactions? When is prescribing mandatory, and when is it elective? What should you know about the threat of "superbugs" and how they will soon influence your patients?

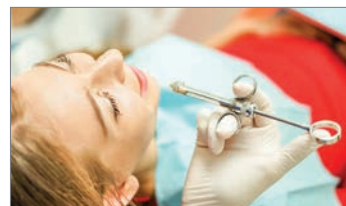
Should you prescribe a partial or full dose? All of us have had the education to prescribe responsibly, but treatment standards are changing constantly. Therefore, regular education is required to stay up-to-date. Karen Baker, a well-known clinical pharmacist and popular speaker, helps you upgrade your knowledge about antibiotics available today, their current dosage requirements, and potential drug interactions. **Serve your patients and optimize their treatment by making the best antibiotic decisions by today's standards.**

Local Anesthesia: Eliminating Misses and Near Misses

Mel Hawkins, DDS, BScD AN & Gordon J. Christensen, DDS, MSD, PhD

V3995 [60 Minutes | 2CE] \$159 DVD or streaming

Release Date: October 2019 | Review Date: August 2024



Everybody would like to have the assurance that local anesthetic injections would work almost every time as planned. It is possible; this video will help!

Regardless of your age and experience, who couldn't benefit

from having better local anesthetic expertise? Let Mel Hawkins and Gordon Christensen help you understand:

- Reasons for lack of effective anesthesia, especially on inferior alveolar blocks.
- The pros and cons of the conventional "mandibular" block.
- Alternatives and multi-task supplementation of injections with infiltrative techniques.
- The panacea or problem questions regarding articaine.
- Numerous other pertinent anesthesia questions answered.

Upgrade your local anesthetic delivery techniques and please your patients and yourself!

Preparing for Your Next Medical Emergency, 3rd Edition

David Anderson, DDS, MD & Gordon J. Christensen, DDS, MSD, PhD

V3902 [60 Minutes | 2CE] \$159 DVD or streaming

Release Date: February 2020 | Review Date: August 2024



Is your team ready for an unexpected medical emergency?

This video includes up-to-date, easily implemented information on the most commonly occurring medical emergencies in dental offices. The signs and symptoms of potential emergency situations are simulated for

you and your staff to observe and suggest treatment in staff training sessions. Observe and prepare to treat your patients for the following emergencies:

- Allergic reaction
- Anaphylactic reactions
- Angina pectoris
- Aspirating or swallowing an object
- Asthmatic attacks/bronchospasm
- Cardiac arrest
- Hypotension
- Insulin shock/hypoglycemia
- Myocardial infarction
- Seizures
- Syncope

This video is made by two real-world experienced practitioners and is a MUST for you, your patients, and your team!

Proven and Effective Alternative Dental Medicine

Douglas Green, DDS, NMD & Gordon J. Christensen, DDS, MSD, PhD

V3923 [60 Minutes | 2CE] \$159 DVD or streaming

Release Date: October 2021 | Review Date: August 2024

Natural and conservative treatments, holistic medicine materials and techniques, and reductions in drugs and anesthetics have high patient interest. The following and other dentally related natural treatment concepts are included in this video:

- Diet and its influence on systemic and oral health.
- Antibiotics — when and if they are needed.
- Probiotics — are they really working?
- Cannabidiol (CBD) — many of your patients are using this medicinally.
- Influence of metal restorations in the mouth.
- Soft-tissue treatments with proven products.
- Significance of jaw cavitations.
- Oral treatment appliances.
- Ozone is used as a treatment mode globally — why not in your practice?
- Treatment of periodontal disease.
- Endodontic treatment.

You and your patients will want to use some of the well-known, proven, and successful natural concepts presented in this video!

Sedation — Improving Patient Care

Stanley Malamed, DDS & Gordon J. Christensen, DDS, MSD, PhD

S3944 [60 Minutes | 2CE] \$159 Streaming only

Release Date: January 2023 | Review Date: August 2024



Are you using sedation techniques optimally? Let an international expert update you and your team on the various techniques of sedation, ranging from simple verbal or oral sedation to general anesthesia.

- Which sedation techniques are ideal for specific clinical situations?
- What are the best drugs?
- What are common side effects?
- When is appropriate time of delivery?
- What are potential complications?


Dr. Malamed is a dentist / anesthesiologist. He shares essential knowledge from his vast clinical experience, education, and research.

Snoring and Sleep Apnea — Prevention and Treatment

Gordon J. Christensen, DDS, MSD, PhD; Michael DiTolla, DDS; & Jeff Wyscarver, RPSGT

V3963 [60 Minutes | 2CE] \$159 DVD or streaming

Release Date: August 2013 | Review Date: August 2024



Is this subject really a dental/oral responsibility?

In recent years, snoring and sleep apnea have become associated with dentistry, and many dentists are finding some aspects of the topic fit well into busy general practices. It is estimated that at least 30 to 50 percent of the U.S. population snores. You may already know of potentially interested patients in your own practice. Dr. DiTolla has personally seen a 60% affirmative response from patients who are asked the simple question “Would you like to hear how your spouse’s snoring may be treated without surgery?” This video emphasizes the methods to reduce or eliminate snoring and how to implement the techniques into typical dental practice. **See if this concept is right for your practice today!**

— ORAL SURGERY —

Apicoectomies, Frenectomies, Biopsies, Hemisections and More!

Karl R. Koerner, DDS, MS & Gordon J. Christensen, DDS, MSD, PhD

V4189 [60 Minutes | 2CE] \$159 DVD or streaming

Release Date: July 2018 | Review Date: August 2024

Most general dentists learn a significant portion of their oral surgical procedures by actually “practicing” the procedures on their patients, since a minimal amount of education and experience is offered during dental school. By watching this video, you have an opportunity to learn from one of the most surgically experienced GPs in the profession. Dr. Koerner offers pragmatic, simple instructions that you can confidently integrate into your practice. Surgical procedures in the video include: frenectomy, surgical biopsies, apicoectomy, hemisections, removal of exostoses, incision and drainage, and other useful procedures. **Your patients will benefit by your incorporation of these procedures into your practice.**

Atraumatic Removal of Teeth — Erupted and Impacted

Karl R. Koerner, DDS, MS & Gordon J. Christensen, DDS, MSD, PhD

V4181 [60 Minutes | 2CE] \$159 DVD or streaming

Release Date: February 2017 | Review Date: August 2024



When tooth removal is indicated, can you do it quickly, easily, and without bone removal that will compromise the success of implants, pontics, or removable dentures? This video discusses the following topics and will

help you achieve greater success with treatment following tooth removal:

- New tooth removal methods compared with conventional ones
- Maintenance of bone for implant placement and optimum pontic form
- Efficient tooth removal to keep you on schedule
- Clinical tips to prevent or manage complications
- Preventing pain after multiple extractions
- Procedure for moderate-complexity third-molar extraction
- A step-by-step live demonstration of “surgical” extractions

Karl and Gordon will increase your expertise and confidence in this significant part of practice!

Easy Third-Molar Extractions

Karl R. Koerner, DDS, MS & Gordon J. Christensen, DDS, MSD, PhD

V4103 [60 Minutes | 2CE] \$159 DVD or streaming

Release Date: December 2004 | Review Date: August 2024

Make this procedure practical and profitable! Many of our clients are familiar with Dr. Koerner and his simple, practical techniques. In response to their overwhelming requests, Karl’s video shares his predictable third-molar extraction technique. Removing impacted third molars is similar to typical “surgical” extractions — something general dentists do on a regular basis. It involves the same instruments, the same care of hard and soft tissues, the same patient management, and other similarities. Dr. Koerner includes step-by-step diagnosing (indications, contraindications, and difficulty) and surgical technique for maxillary and mandibular impactions. He also reviews common complications, their prevention and management. **Third-molar extraction can be a predictable part of general practice.**

Oral Surgery in General Practice

Karl R. Koerner, DDS, MS & Gordon J. Christensen, DDS, MSD, PhD

V4116 [60 Minutes | 2CE] \$159 DVD or streaming

Release Date: January 2007 | Review Date: August 2024

You and your patients will benefit from this practical video! Almost every dentist does some oral surgery, but very few have had significant education in surgical procedures. Karl and Gordon have made a practical, easily understood, step-by-step live video showing necessary concepts, techniques, and instruments needed for oral surgery in your practice. Frequently needed techniques are emphasized, including use of luxators, inter-radicular bone removal, mesial and distal troughing, sectioning roots, and buccal bone removal. **Receive many tips on how to make routine surgery faster, easier, and more enjoyable.**

— ORTHODONTICS —

NEW VIDEO: JULY 2024

Bringing Clear Aligners into Your Practice

Jay Cazes, DDS, MAGD & Gordon J. Christensen, DDS, MSD, PhD

S6361 [60 Minutes | 2CE] \$159 Streaming only



We know you have patients who are interested in using clear aligners! There has been an explosion of clear aligner use, with companies like Invisalign seeing a 35% increase within just

the past two years. This trend is expected to continue as more adults invest in orthodontics for themselves and demand less-noticeable methods of straightening teeth than the traditional wire and brackets. Incorporating aligners into your general practice not only benefits the practice financially but also provides a much-desired and essential patient service. Gordon and Jay share the best, most-trusted aligner brands and equipment, as well as how to easily incorporate clear aligner therapy into your busy general practice, discussing case selection and the limitations of aligner use. Techniques and tips are given to help ensure your success. **Easily offer safe and successful orthodontic services to your patients who wish to achieve a beautiful and healthy smile!**

Practical Orthodontic Procedures for General Dentists

David A. Wright, DDS, MBA, MAGD & Gordon J. Christensen, DDS, MSD, PhD

V6306 [60 Minutes | 2CE] \$159 DVD or streaming

Release Date: November 2020 | Review Date: August 2024



Why is it that general dentists include every branch of dentistry in their abilities to serve their patients save one — orthodontics? Why have many dentists considered orthodontic treatment to be primarily for adolescents? Dave Wright, PCC Mentor

and private general practitioner, has been accomplishing orthodontics in his general practice for over 20 years. Dave and Gordon share current orthodontic techniques and which ones can be incorporated into every general practice immediately. See how to simplify orthodontic diagnosis and treatment planning. From “Early Interceptive” treatment all the way to orthodontics partnering with prosthodontics, this video will help the GP make complex restorative cases much simpler. **Incorporating orthodontics is a great way for you to serve your patients, excite your staff, increase practice revenue, and more knowledgeably refer complex cases to specialists.**

— PERIODONTICS —

Making Suturing Simple

Lee Silverstein, DDS, MS, MBA & Gordon J. Christensen, DDS, MSD, PhD

V4367 [85 Minutes | 2CE] \$159 DVD or streaming

Release Date: October 2014 | Review Date: August 2024



Are you still using the suturing techniques you were taught in dental school? Many concepts, materials, and instruments used in suturing have changed! This video demonstrates the most appropriate suturing techniques for specific

clinical needs. Dr. Silverstein, an expert in suturing, and Gordon show the best suturing instruments, how to select the right suture materials and needles for specific situations, and the most adequate knots for specific suture threads to avoid untying. Ten techniques for suturing will be demonstrated in close-up detail. **This video will undoubtedly change your techniques!**

Minimally Invasive Periodontal Therapy

Gordon J. Christensen, DDS, MSD, PhD

V4323 [60 Minutes | 2CE] \$159 DVD or streaming

Release Date: August 2007 | Review Date: August 2024

Increase patient acceptance of periodontal treatment by offering effective, conservative methods including: tongue cleaning; frequent scaling and root planing; antibiotic therapy; antimicrobial mouth rinses and restorative therapy designed for their periodontally treated teeth. **Most of these procedures are staff-oriented!**

New Soft-Tissue Grafting Alternatives — Time to Change!

Lee Silverstein, DDS, MS, MBA and Gordon J. Christensen, DDS, MSD, PhD

V4385 [60 Minutes | 2CE] \$159 DVD or streaming

Release Date: September 2017 | Review Date: August 2024



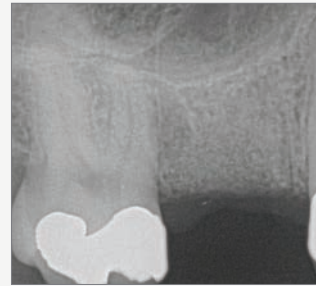
You see indications for soft-tissue grafting every day you practice, but is your knowledge up-to-date on the grafting possibilities and techniques? Simple soft-tissue grafting is a significant service to provide in your practice, as well as another revenue source. In this presentation,

Lee and Gordon show root coverage, autogenous connective tissue grafting, covering exposed crown margins to improve esthetics (The Tarnow Technique), how to deal with biocorrosive abfractions, covering unsightly gingival discolorations, soft-tissue ridge augmentation, the "pinhole" technique, alternative allograft materials, acellular dermal matrix, and numerous other topics. **Update yourself with this one-hour video that will excite you and your staff, and provide new services for your patients!**

NEW VIDEO: MAY 2025**Ridge Preservation Should Be a Routine Procedure!**

Gordon J. Christensen, DDS, MSD, PhD & Valinda Johnston, CDA, CPT, BS

S4373 [60 Minutes | 2CE] \$159 Streaming only



A Grafted Extraction Site After Several Months of Maturation

According to reports, most dentists don't graft tooth extraction sockets. When extracting teeth in the smile zone, grafting extraction sockets is a fast, effective, proven, and simple procedure. Usually, the socket defect fills with bone almost to where it was before extraction. The overall esthetic and functional results are enhanced. Although the esthetic areas are the primary need

for ridge preservation, other sites, such as third-molar sockets, are also improved. Let Gordon help you answer these questions:

- What grafting material is best?
- Are the new collagen/grafting plugs working?
- Should a barrier be placed? If so, what barrier?
- What sutures should you use?
- How long should you wait for pontic area regeneration before a FPD is placed or the bone matures enough for an implant?

Enhance your current grafting knowledge and make this a reliable and simple procedure in your practice today!

Surgical Crown Lengthening Simplified

Gordon J. Christensen, DDS, MSD, PhD

S4351 [60 Minutes | 2CE] \$159 Streaming only

Release Date: October 2023 | Review Date: August 2024



Surgical crown lengthening on #8 and 39 and crowns 6-11

Unfortunately, surveys show that most general dentists do not include surgical crown lengthening in their practices.

Some GPs remove soft tissue using laser or electrosurgery but do not alter bone. This technique works if there is an excess of soft tissue. However, if there is no soft-tissue excess, removal of free gingiva often injures the epithelial attachment, causing gingival and bone recession, inflammation, and an unsightly esthetic appearance. Surgical crown lengthening removes bone and soft tissue. It is not difficult and should be done to allow a ferrule of about 2 mm of sound tooth structure on the cervical areas of a crown prep. The ferrule provides excellent crown retention. **Let Gordon, a pragmatic restorative dentist, simplify this procedure for you!**

– PREVENTIVE DENTISTRY –

– PROSTHODONTICS, FIXED –

Customized Mouthguards for Any Sport

Ray Padilla, DDS & Gordon J. Christensen, DDS, MSD, PhD

V5165 [60 Minutes | 2CE] \$159 DVD or streaming

Release Date: March 2014 | Review Date: August 2024

See and compare the differences in technique and acceptability among vacuum-formed, pressure-thermoformed, and over-the-counter mouthguards.

Learn how to fabricate custom-fit pressure-thermoformed mouthguards for your athletic patients, along with many other procedures such as implant stents, model duplication, temporary stents for fixed prostheses, clear orthodontic positioners, orthodontic retainers, custom trays for bleaching, fluoride application, denture splints, and soft and hard occlusal guards. **Protect your patients' dentition from athletic injuries that can result in a lifetime of dental work.**

Making Dental Caries Prevention a Win-Win Concept

Gordon J. Christensen, DDS, MSD, PhD & Rella P. Christensen, PhD

V5120 [60 Minutes | 2CE] \$159 DVD or streaming

Release Date: April 2021 | Review Date: August 2024

Prevention can be a win-win concept for both patients and dental professionals. Even though your patients may struggle to change bad habits, they desire to reduce caries.

Many of your patients will take the responsibility to integrate the following concepts into their lives, and with few exceptions, this will allow them to have no or few dental caries during their lives. The following concepts are included in this video:

1. Preventive education for staff and assignment of clinical procedures.
2. Proven ways to increase positive oral hygiene behavior.
3. Development and implementation of a childhood preventive/restorative contract for your practice.
4. Influencing patients toward a reasonable and healthy diet from childhood and through maturity.
5. Effective use of prenatal fluoride supplements and high-level fluoride for susceptible patients.
6. Developing a successful regular recare/hygiene program.
7. The best restorative materials and how to use them.

Build a successful practice with the reputation of concern for patients' overall health and well-being.

Sealants and Preventive Resin Restorations — When & How

Gordon J. Christensen, DDS, MSD, PhD

V5143 [60 Minutes | 2CE] \$159 DVD or streaming

Release Date: June 2010 | Review Date: August 2024

Are your sealants and preventive restorations achieving the best service potential for your patients? What needs to be done to improve them? Gordon answers the following questions with live clinical demonstrations:

- When to seal teeth?
- Which teeth should be sealed?
- How best to tell if occlusal lesions are present?
- What are the best materials for sealants?
- What is the longevity of sealants?
- In what situations should a preventive resin restoration be placed?
- What procedures can you legally and easily delegate to staff?
- What are appropriate fees for sealants and preventive resin restorations?

This video will upgrade and improve your sealants and preventive resin restorations!

Alginate Impressions — Predictable & Accurate

Gordon J. Christensen, DDS, MSD, PhD

V1927 [60 Minutes | 2CE] \$159 DVD or streaming

Release Date: January 2008 | Review Date: August 2024

Every practice needs this video! Inaccurate alginate impressions cause maloccluding crowns, bridges, and removable prostheses; misdiagnosis; and inaccuracies in clinical judgment. Educate your team on how to make truly accurate impressions every time. Observe various tray types, alginate impression material brands, proper mixing with and without a vacuum, impression placement, reflection of soft tissues, and proper removal time and techniques.

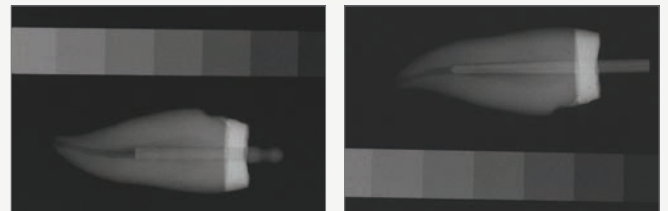
Be able to critique alginate impressions and recommend changes in technique. This is a great staff in-service tool!

NEW VIDEO: MARCH 2025

The Best Posts and Cores, Build-Ups, and Fillers

Gordon J. Christensen, DDS, MSD, PhD & Valinda Johnston, CDA, CPT, BS

S1970 [60 Minutes | 2CE] \$159 Streaming only



Which post will be best?

You do these procedures many times every week! Are you using the best materials and techniques? What is a filler, a build-up, or a post and core? When should you use each? Are you using the best codes for them? What kind of composite is best for a tooth build-up and why? Would you use your standard restorative resin or those sold as build-up resins? In this video, Gordon compares the three procedures and discusses:

- When to use a filler, a build-up, or a post?
- Preps.
- Retention — undercuts, channels, potholes, pins, or posts?
- Tooth disinfection and desensitization.
- Bonding agents — best and worst characteristics.
- RMGI, GI, compomer, composite — When to use each?
- Curing techniques when necessary.

This is one of the most misunderstood procedures in restorative dentistry. Let us guide you to the best techniques.

Cementing Restorations — Proven & Successful!

Gordon J. Christensen, DDS, MSD, PhD

V1921 [60 Minutes | 2CE] \$159 DVD or streaming
Release Date: July 2021 | Review Date: August 2024

Successful cementation is elusive! The past decade has had far more crowns and fixed prostheses breaking or coming off in service than in previous years, and postoperative sensitivity and high recurrent caries are still present in some practices. WHY? Cementation techniques differ for the various crown materials. This video includes selection of the best cements and successful cementation procedures for the following:

- Zirconia, Class 4 – 3Y (tetragonal) and 4Y – 5Y
- Zirconia, Class 5 (tetragonal) – 3Y
- Zirconia-based restorations
- Lithium disilicate (IPS e.max)
- Porcelain-Fused-to-Metal
- Full metal
- Polymer-based
- Cementation over screwed-on implant abutments


Also included are procedures for tooth desensitization/disinfection, potential occlusal challenges and complications, prevention of future caries activity, complications related to patient age, and esthetic needs related to cementation.

Select the best cement and materials for each clinical situation and type of crown using optimum techniques to achieve optimum expected clinical longevity!!

Foolproof, Fast Single Crown Procedure

Gordon J. Christensen, DDS, MSD, PhD

V1980 [60 Minutes | 2CE] \$159 DVD or streaming
Release Date: January 2017 | Review Date: August 2024

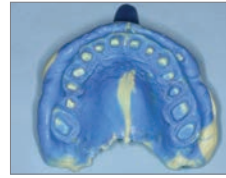


Thirty percent of your gross revenue is from crowns, and 90% of crowns are singles. After doing tens of thousands of crowns himself, Gordon has developed a conventional technique that is nearly foolproof. Scanning and in-office milling are great, but most dentists are still doing conventional procedures and having the lab scan the impressions and make the restorations. Let Gordon show you the best, well-proven materials, devices, and techniques that make this procedure predictable and accomplished in just minutes. **You need a foolproof conventional procedure for many of your crowns! This video will help!**

Impressions Can Be Simple & Predictable

Gordon J. Christensen, DDS, MSD, PhD

V1922 [60 Minutes | 2CE] \$159 DVD or streaming
Release Date: August 2021 | Review Date: August 2024



Often, one of the most inadequate dentist or staff procedures in restorative dentistry, as reported by most dental laboratories, is making adequate impressions! Is this a difficult procedure? NO! It can be relatively easy, even for complex situations. This video shows

techniques to overcome the prevalent conventional and digital impression problems, including:

- Overall techniques for both fixed and removable impressions.
- Reducing soft-tissue inflammation preoperatively.
- The best impression materials.
- Soft-tissue management allowing visible impressions of preparation margins every time.
- Controlling bleeding during tooth preparation and while making impressions.
- Important differences between conventional impressions and digital scanning.
- Analog impressions that actually make dentures stay in place.
- Impressions for digital dentures — are they different?
- Achieving patient comfort and confidence during impressions.

Perfect your impressions with the materials, techniques, and technologies shown in this video!

Reliable, Simple Treatment of Cracked Teeth

Gordon J. Christensen, DDS, MSD, PhD

V1904 [60 Minutes | 2CE] \$159 DVD or streaming
Release Date: July 2020 | Review Date: August 2024



Painful Tooth with Need to Remove Old Silver Filling and Determine Nature of the Crack



Apparently Deep Crack into Internal Dentin

What is more difficult to treatment plan than a painless or painful cracked tooth? Is the crack superficial in the enamel only, into the dentin, ending subgingival or supragingival, into the pulp, or splitting the tooth? Most dentists treat cracked teeth on a routine basis, but proper diagnosis and treatment planning are difficult. Based on his many years of prosthodontic practice, Gordon answers the following: how to prevent cracked teeth, when to let a painless cracked tooth go without restoration, when and how to restore a cracked tooth, when to do endodontics on a cracked tooth, what are the best and most predictable restorations for cracked teeth, when to extract a cracked tooth, expectations for patients when restoring cracked teeth, and more. **You, your staff, and your patients will benefit from the logical, practical, proven information provided in this video.**

Rescuing Failing Fixed Prosthodontic and Direct Restorations

Gordon J. Christensen, DDS, MSD, PhD

V1992 [60 Minutes | 2CE] \$159 DVD or streaming

Release Date: December 2018 | Review Date: August 2024



Crowns and fixed prostheses are the single most revenue-producing part of a typical general practice, but they are expensive! Wouldn't you like to make them serve as long as possible? Gordon has numerous rescue techniques that can help! Some rescue procedures

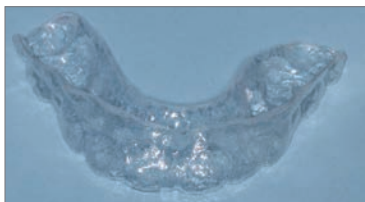
are well proven to increase the service potential of restorations, while others are less predictable. This video shows many rescue procedures, including: repairing margin defects on failing crowns, closing open contact areas, esthetic restoration of endo and implant access holes in crowns, removing or repairing a bridge loose on one end, inexpensive splinting of mobile teeth, removing implant-supported crowns when there is a loose abutment screw, making low-cost resin crowns, and others! **While restoration salvage may not provide a long-term solution, your patients appreciate your help and will come back for additional treatment when it becomes necessary.**

Simple Temporary Restorations

Gordon J. Christensen, DDS, MSD, PhD & Valinda Johnston, CDA, CPT

S1943 [60 Minutes | 2CE] \$159 Streaming only

Release Date: January 2023 | Review Date: August 2024



The quality of final indirect restorations relates directly to the temporary restoration quality! Most dentists have qualified team members make provisional restorations. However, the difficulty of making these restorations varies from simple to complex. Do your team members know the optimum characteristics of a temporary restoration, and can they make quality provisionals? Gordon and his experienced dental assistant, Valinda, share the best techniques and materials to

fabricate and cement temporaries from singles to full-mouth restorations.

This video will be an invaluable staff training aid to optimize your temporary restorations!

Worn Anterior Teeth

*Place Resin on Dry Cast to Change Contour
Make "Suck-Down" Matrix
Make Temporary Restoration in Matrix
Contour, Polish, and Seat Temporary*

Strong, Comfortable, Esthetic Rehabilitations with Zirconia

Gordon J. Christensen, DDS, MSD, PhD

V1942 [60 Minutes | 2CE] \$159 DVD or streaming

Release Date: December 2022 | Review Date: August 2024



In just a few short years, zirconia restorations have nearly monopolized the crown and fixed prosthesis market. However, these restorations are not without challenges! Let us show you how to overcome them! As you know by now, esthetics has not been a strong characteristic of zirconia restorations but is now greatly improved. You undoubtedly have had zirconia restorations come off in service, but that can be prevented. Zirconia has several forms, some strong and some much weaker—do you know the differences and the representative brand names? Watch Gordon do many restorations using zirconia on both posterior and anterior teeth, demonstrating all materials, steps, and clinical techniques while achieving optimum esthetics, strength, and patient satisfaction. **Zirconia restorations are not going away! Now is the time to get updated and incorporate these great techniques into your practice.**

NEW VIDEO: MAY 2024

Tooth Preparations Can Make or Break Your Indirect Restorations

Gordon J. Christensen, DDS, MSD, PhD & Valinda Johnston, CDA, CPT, BS

S1959 [60 Minutes | 2CE] \$159 Streaming only



WHICH IS CORRECT AND FOR WHAT?

Does one type of tooth preparation fit every clinical situation? No! Different materials and other clinical issues such as scanning causing

significant space of the die, bruxing, high caries activity, or difficult esthetic situations also affect your tooth preparation choices to ensure longevity and esthetic success. Gordon demonstrates, step-by-step, the necessary procedures for the various indirect restorations available today — from the popular lithium disilicate and various strengths of zirconia to the infrequently used gold alloy and PFM. See how to prep teeth with the least trauma, when to build up teeth, where to place margins, which are the best handpieces, how computer spacing makes you cut deeper preps, and how to customize preps for each patient's individual needs. **Offer your patients the best techniques that will help ensure optimal longevity of their restorations and make your tooth preps simple and fast!**

— PROSTHODONTICS, REMOVABLE —

Flexible vs. Rigid Removable Partial Dentures (RPDs)

Gordon J. Christensen, DDS, MSD, PhD

V2538 [60 Minutes | 2CE] \$159 Streaming only

Release Date: September 2022 | Review Date: August 2024



Patients love flexible RPDs, BUT when should they be used? Are there situations where they should NOT be used? Flexible partials are made from thermoplastics—nylon, plastics, acrylics, and other materials—which are certainly not the same. These several types of flexible partial denture materials have been represented on the market by Valplast, Flexite, Lucitone FRS, TCS, SunFlex, DuraFlex, FlexStar, Ultraflex, and others. Do you know the differences?

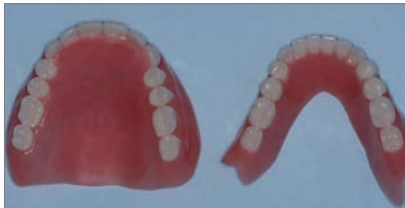
When are they better or worse than typical metal-based partials? Are there significant situations for which they are contraindicated? Can you repair them? How long do they last in service? Are they retentive? Do supporting teeth move during service? **Your patients deserve the best materials and techniques when flexible partials are indicated. Let us help you determine which ones are best and answer several important questions in this video.**

Making Complete Dentures a “Win-Win” Service

Gordon J. Christensen, DDS, MSD, PhD

V2549 [60 Minutes | 2CE] \$159 DVD or streaming

Release Date: July 2011 | Review Date: August 2024



Would you like a simple, fast complete denture technique? Do you dislike treating edentulous patients? Many dentists resist making dentures because they have been taught difficult,

time-consuming techniques and have had only minimal success with denture patients. There are about 30 to 40 million edentulous persons in the US. As a prosthodontist, Gordon knows the enormous need for complete denture service. He will show you how to make denture service not only optimal for patients, but also satisfying and productive for you. Our video provides close-up views of each step in the removable complete denture prosthodontic procedure, including using staff persons for much of the procedure. Dental implant placement is state-of-the-art treatment for edentulous patients, but for various reasons, many patients cannot or will not accept implants. You can still offer these patients a high quality, acceptable alternative. **Making dentures can be relatively simple and predictable!**

Predictable Removable Partial Dentures

Gordon J. Christensen, DDS, MSD, PhD

V2551 [60 Minutes | 2CE] \$159 DVD or streaming

Release Date: November 2011 | Review Date: August 2024



Do you resist making removable partial dentures? Let us change your opinion by showing you a faster, easier, and better technique that includes how to utilize implants for support! This video shows numerous techniques and

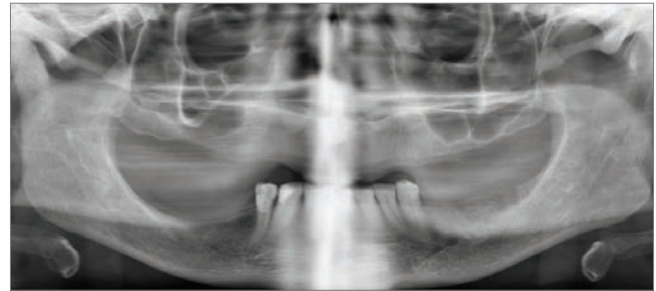
concepts that will greatly improve your ability to make comfortable, predictable removable partial dentures that your patients will actually use with satisfaction. It includes modifications of many previous techniques as well as use of both conventional-diameter and “mini” implants. The subjects in the presentation are: preoperative considerations, impressions, planning the prosthesis, when implants are needed, all materials involved, developing optimum occlusion, and postoperative needs. **Removable partial dentures can be a satisfying and productive part of your practice!**

Restoration of Complete and Partial Edentulism

Gordon J. Christensen, DDS, MSD, PhD

V2503 [60 Minutes | 2CE] \$159 DVD or streaming

Release Date: May 2020 | Review Date: August 2024



Prosthodontics can and should be a major service and revenue part of your practice! Despite constant education about proper oral hygiene and diet to the over 200 million adults in the US, there are about 40 million patients who are edentulous and nearly 90% of the remaining adults have lost at least one tooth. BUT—which treatment is best for specific situations? Fixed or removable partial dentures, conventional edentulous treatment, copings on teeth and overdentures, or implant-supported “all-on-four” or more implants fixed or removable? Which are the most adequate abutments, Locators, ERAs, spheres, screwed-on separate abutments, or screws through the prostheses, or numerous other options? **This video summarizes the long-term experience of numerous CR and PCC clinicians and researchers that will guide you and your staff with unbiased answers to these and many other difficult clinical questions.**

NOW YOU CAN USE GORDON'S OWN FORMS IN YOUR PRACTICE TODAY!



THE DENTAL DOCUMENTS BOOKLET & DIGITAL FILES, 8TH EDITION

NEW FOR EDITION 8! INCLUDES:

Practice administration forms

Post-treatment instructions

Informed consent forms

Patient termination letter

Much more — over 95 pages

***Spanish translation
(digital copy)***

**ITEM# BOK8
PRICE \$139**

FOR MANY PATIENTS, THE CLINICAL ENVIRONMENT CAUSES ANXIETY.

Patients listen to treatment information and post-treatment instructions, but most of the information is forgotten by the time they have left your practice. Sometimes, the patient's parent or decision-maker isn't always present at the appointment time, or the patient wants further time to read over and consider treatment options.

Gordon knows how easily information can be forgotten after a dental visit, which is why he has developed many post- and pre-treatment forms for use in his own clinical practice. After overwhelming requests for copies of his patient education forms, we compiled our Dental Documents Booklet. We understand that many dentists want patient informational forms for their patients, but finding the time to create them is almost impossible. Our clients have expressed how much they have appreciated using our Dental Documents Booklet as a template to customize forms for their personal practices. Others have chosen to use the forms exactly as shown in the booklet. Whatever your preference, our Dental Documents Booklet will make the process of developing your practice's educational forms fast and simple.

Electronic copies of all forms are available in pdf format on a thumbdrive. Electronic files require Adobe Acrobat Reader.

HOW DO VIRTUAL COURSES WORK?



- Instructors present the course LIVE during the set hours of the course. Remember to adjust the time to your time zone. Login from your home or office. No extra time off, flights, or hotel required. *Shoes are optional!*
- Our PCC staff and private practitioner Mentors are online during the lecture, answering your questions in real-time using the chat features. The instructor remains focused on the presentation.
- Upon course completion, your CE certificate will be emailed to you.
- All registered dentist attendees will receive the course recording to watch On-Demand for the year following the course.

UPCOMING VIRTUAL COURSES

DECEMBER 14, 2024 (SAT)

Oral Surgery with Karl Koerner

JANUARY 4, 2025 (SAT)

Faster, Easier, Better Restorations with Gordon

MARCH 8, 2025 (SAT)

Implant Surgery with Gerry Niznick

MAY 3, 2025 (SAT)

50 Useful Clinical Tips — 2025 with Gordon

AUGUST 2, 2025 (SAT)

Transform Your Body with Uche Odiatu

OCTOBER 16, 2025 (THURS)

Paradigm Changes in the Profession — 2025* with Gordon

DECEMBER 13, 2025 (SAT)

Endodontics with John Olmsted

INDIVIDUAL COURSE TUITION

\$295 / Dentist \$50 / Auxiliary

Registration for LIVE CE closes 1 hour before class.

VIRTUAL COURSE SUBSCRIPTION

INCLUDED:

Every LIVE virtual course during your annual subscription.

(See page 21)

Access to past virtual courses, available On-Demand.

(See pages 22–23)

**\$999 / ANNUAL RENEWAL
(OVER \$3000 VALUE)**

TIME: SATURDAY 8 A.M. TO 11 A.M. (MOUNTAIN) • TUITION: \$295 / DENTIST \$50 / AUXILIARY

**Note: Paradigm Changes is Thursday from 3 p.m. to 6 p.m.*

VIRTUAL COURSES

3-HOUR ONLINE CONTINUING EDUCATION



Overcoming Common Oral Surgery Challenges

INSTRUCTOR: KARL KOERNER, DDS, MS

Challenges with tooth removal can make cases more difficult and time-consuming than anticipated. Make these frustrating issues easier! Discussion includes removing canines and maxillary 1st premolars faster and without unnecessary bone loss, preventing tuberosity fractures, the quickest way to remove deep chronic pathology (that would delay healing), and how to smooth coronal bone irregularities for immediate dentures. Dr. Koerner will also discuss frenectomies, exostoses, and fibrous tuberosities, how to avoid problematic anatomic structures, such as facial and lingual arteries, and the lingual nerve, and avoiding excessive bleeding from hard or soft tissues, trismus, sinus perforations, swelling, and pain.

X4169 — Stream on-demand after live date.

ATTEND LIVE: DECEMBER 14, 2024 (SATURDAY)

Faster, Easier, Better Restorations

INSTRUCTOR: GORDON CHRISTENSEN, DDS, MSD, PHD

Gordon shares materials, procedures, technologies, and concepts for a more efficient practice. Included topics are:

- Reducing practice costs significantly.
- Identifying research-supported quality products at less cost.
- Increasing expanded staff functions.
- Making fixed prosthodontics, operative, pediatric, and preventive dentistry faster, easier, better, and less expensive.
- Identifying the best products and techniques in each area.

X3571 — Stream on-demand after live date.

ATTEND LIVE: JANUARY 4, 2025 (SATURDAY)

From Evolution to Revolution of Dental Implants

INSTRUCTOR: GERALD NIZNICK, DMD, MSD

Dental implants have proven to be a much-appreciated service for over 50 years. Patients have praised their dental practitioners in gratitude for their renewed ability to chew and smile. With the rapid expansion of dentists placing implants, biological and mechanical complications are rising. Join Gerald and Gordon as they share how to optimize your short- and long-term implant success and continue offering life-changing implant services to your patients that will serve them for years.

X2372 — Stream on-demand after live date.

ATTEND LIVE: MARCH 8, 2025 (SATURDAY)

50 Useful Clinical Tips in 3 Hours! — 2025

INSTRUCTOR: GORDON CHRISTENSEN, DDS, MSD, PHD

Join Gordon Christensen as he presents LIVE to your home or office “50 Useful Clinical Tips,” his most-popular half-day lecture. This fast-paced, 3-hour, real-world, highly practical program is new each year and will offer action items that can be implemented TOMORROW. Gordon’s tips will help you save time, ensure reliable results, improve patient services, and increase practice income.

X4775 — Stream on-demand after live date.

ATTEND LIVE: MAY 3, 2025 (SATURDAY)

Transform Your Body — Transform Your Life!

INSTRUCTOR: UCHE ODIATU, DMD

Join Dr. Odiatu as he offers strategies on how you can eat mindfully, exercise regularly, and develop a fitness modus operandi. Research shows that physically active professionals and CEOs have stronger resilience, faster reaction time, more energy, and sharper cognitive ability than their inactive counterparts. Most healthcare professionals are surprised to uncover the robust science between their personal health and their professional performance. Enjoy a different kind of program designed to help you perform better in & out of the office.

X3977 — Stream on-demand after live date.

ATTEND LIVE: AUGUST 2, 2025 (SATURDAY)

Paradigm Changes in the Profession 2025

INSTRUCTOR: GORDON CHRISTENSEN, DDS, MSD, PHD

Enjoy detailed information about the most pertinent dentistry advancements of this past year. Hear the latest from TRAC Research. This course is a fast-paced, condensed version of our Las Vegas course of the same name, and it will cover various areas of dentistry.

X4780 — Stream on-demand after live date.

ATTEND LIVE: OCTOBER 16, 2025 (THURSDAY) • 3 P.M. TO 6 P.M. (MOUNTAIN)

Endodontics: Fact vs. Fiction

INSTRUCTOR: JOHN OLMSTED, DDS, MS

This evidence-based, 3-hour virtual presentation will allow you to separate the facts from the fiction in the following:

- Diagnosis and treatment planning
- Access, isolation
- Recent improvements in the delivery of irrigation solutions that have enhanced the reduction of bacteria and debris in the root canal system
- The instrumentation phase of endodontic treatment with locating the canal orifices, negotiating the canals, opening the orifice, reconfirming working length, and utilizing “cutting edge” rotary/reciprocation instruments
- Obturation of gutta-percha that has improved with bio-ceramic sealer

Technological advances will allow you to provide efficient and excellent endodontic care for your patients. Dr. Olmsted will help you answer — Which tooth is it? How do I make access? Why is irrigation important? What file system should I use? How do I fill a canal?

X1381 — Stream on-demand after live date.

ATTEND LIVE: DECEMBER 13, 2025 (SATURDAY)

**VIRTUAL COURSES ARE 3 CE EACH.
SATURDAY 8 A.M. TO 11 A.M. (MOUNTAIN)**

NOTE: Paradigm Changes is Thursday from 3 p.m. to 6 p.m.

STREAM ON-DEMAND

3-HOUR COURSES, SELF-STUDY

Building Your Ideal Team

Robert Spiel, MBA

X4715 | Release Date: Oct 2020 | Review Date: Sept 2024

A team that works well together lowers stress, decreases burnout, improves morale, boosts creativity, increases efficiency, and encourages innovation. Bob Spiel offers you the tools you need to build your personal dream team.

Conservative Indirect Restorations

Jose-Luis Ruiz, DDS

X1946 | Release Date: Jan 2023 | Review Date: Sept 2024

Avoid crowns with indirect conservative partial tooth restorations. Restorative materials and cement brands are the best they have ever been. Jose-Luis has long advocated conservative indirect restorations and has simplified the techniques significantly. With limited practice, placing conservative restorations can become easier and faster than crowns.

Dr. Christensen's Frequent Failures and How to Avoid Them

Gordon J. Christensen, DDS, MSD, PhD

X4740 | Release Date: Sept 2022 | Review Date: Sept 2024

Gordon discusses many failures and demonstrates solutions he uses based on many years of clinical experience and research. Learn to recognize and avoid those situations, techniques, and procedures that have high failure probability. Also learn the best substitutes and solutions for those clinical situations where the failure occurred.

Efficient & Smart Endodontics for General Dentists

John West, DDS, MSD

X1316 | Release Date: Oct 2020 | Review Date: Sept 2024

Here is John's promise to you: "Give me three hours and I will give you the Three Essential Skills that will change your experience of practicing and performing endodontics."

Endodontics—The Untapped Treasure Right Before Your Eyes

John West, DDS, MSD

X1329 | Release Date: Dec 2021 | Review Date: Sept 2024

From accurate diagnosis and swift, predictable emergency endodontic treatment to optimum endodontic restorability — learn pearls that will increase your revenue and enjoyment of endodontics.

Esthetic Dentistry Has Changed — Have You?

Gordon Christensen, DDS, MSD, PHD

X1558 | Release Date: Jan 2024 | Review Date: Sept 2024

Dental concepts that improve patient appearance are the most desired dental procedures. Gordon explains how advances in crown materials affect current placement techniques, which composites cure deeper, which restorative materials are cost effective and those that offer the best seal. Hear the latest advancements in orthodontics, lasers, and promising emerging technologies!

Extraction Techniques for General Dentists

Karl Koerner, DDS, MS

X4111 | Release Date: Oct 2020 | Review Date: Sept 2024

Karl Koerner covers 10 of the most worrisome complications that can happen while doing "surgical" extractions in general practice and how to avoid or manage them.

★ Identifying & Treating Patients with Substance Use Disorders

Marvin Leventer, DDS

X3965 | Release Date: Sept 2023 | Review Date: Sept 2024

It is reasonable to infer that you have patients in your practice who have abused, will abuse, or are currently abusing legal and illegal substances. Do you know how to identify those at-risk patients in your practice and how best to treat them? What potential medications might these patients be using and how do they interact with your treatment modality? This virtual course will help you understand some warning signs and dangers of substance abuse, as well as how you can assist those asking for help who struggle with addiction.

Infection Control for TODAY!

Rella Christensen, RDH, PhD

X2455 | Release Date: June 2023 | Review Date: Sept 2024

See how you and your team can prevent unnecessary personal exposure and maximize infection control effectiveness for your patients and all who enter the office. This program is based on clinically relevant, repeated microbiology testing by TRAC Research. This research validates and demonstrates the information on the products and procedures that will be discussed, including new surface disinfectants, antimicrobial oral rinses, face masks, air quality, critical vaccines, and much more.

Making Occlusion Work for Your Practice

Gordon Christensen, DDS, MSD, PhD

X3145 | Release Date: Dec 2022 | Review Date: Sept 2024

Concepts and techniques shared by Gordon can ensure your rehabilitative treatment has the longevity it deserves, can reduce patient pain, and extend the life of your patient's natural dentition. Know the best essential occlusal services, broaden your practice orientation, and incorporate occlusion into your practice today.

Making Perio a Successful Part of Your Practice

Kevin Suzuki, DMD, MSD

X4356 | Release Date: Dec 2023 | Review Date: Sept 2024

Almost half of U.S. patients are affected by periodontal disease! There are several options and supplements in addition to scaling and root planing that can improve treatment results without surgery. Learn what case situations you and your hygiene team can treat, when to refer out, when advanced care is indicated, and what surgical options are available.

ON-DEMAND COURSES:

170 MINUTES | 3 CE

PRICE: \$295 STREAMING ONLY

Note: Pain Puzzle is the exception.



SUBSCRIBE & SAVE

EVERY ON-DEMAND CLASS IS INCLUDED WITH OUR VIRTUAL CLASS SUBSCRIPTION

\$999/YEAR

★ The new **MEDICATION ACCESS AND TRAINING EXPANSION (MATE) ACT** went into effect June 27, 2023. This new law requires medical and dental prescribers to accomplish 8 CE hours on treating and managing patients with opioid or other substance use disorders for all new or renewing DEA licenses, with some limited exceptions. This is a one-time CE requirement. Classes marked with a star (★) will help you obtain this mandated CE.

Oral Pathology with John Svirsky

John Svirsky, DDS, MED

X3960 | Release Date: March 2024 | Review Date: Sept 2024

Better recognize various oral lesions / diseases and know how to diagnose and treat them. John reviews ulcerative disease, emphasizing lichen planus, chronic ulcerative stomatitis, aphthous stomatitis, HPV, and oropharyngeal cancer and oral cancer. Laugh, learn, and make a difference in the lives of your patients!

★ Pain Control, Opioid Prescribing, and Substance Abuse Prevention

Harold Crossley, DDS, MS, PhD

X3909 | Release Date: Nov 2020 | Review Date: Sept 2024

For centuries, opioids have been used to control pain and suffering, but at what cost to us, our families, and our dental practices? Hal Crossley discusses the practical pharmacologic management of post-operative dental pain and appropriate opioid prescribing in adults and children.

★ The Pain Puzzle — Avoiding Opioids for the Management of Pain

Doug Green, DDS, NMD, IBDM, AIAOMT

FS0823 | Release Date: Aug 2023 | Review Date: Sept 2024

\$159 | 2 CE

Doug Green is a naturopathic private practitioner from Blaine, MN and PCC Mentor. Joined by Gordon and our team, Doug will share proven methods for controlling pain while avoiding the use of opioids.

Positioning Your Practice for Success!

David Wright, DDS, MBA, MAGD

X4728 | Release Date: June 2021 | Review Date: Sept 2024

Dave offers a real-world, pragmatic approach to practice management. His valuable tips based on many years of private practice experience will help you offer the best patient-oriented service while increasing your productivity and enjoyment.

Removable Prosthodontics — Predictable & Enjoyable

Gordon Christensen, DDS, MSD, PhD

X2553 | Release Date: Sept 2023 | Review Date: Sept 2024

Gordon provides three intense hours of pragmatic information to simplify removable prosthodontics and have successful treatment. Topics include: making dentures stay in place with and without implants, the best materials, successful impressions, using your team for many of the procedures, injection-molded dentures, partials patients can tolerate, flexible dentures, finishing and polishing without losing retention, and more.

Retirement Planning — Start with the End in Mind

Gordon Christensen, DDS, MSD, PhD; Michael Dorociak, DDS, MAGD; John Drumm, DMD; Robert Spiel, MBA; David Wright, DDS, MBA, MAGD

X4750 | Release Date: May 2023 | Review Date: Sept 2024

The ADA says that less than 10% of retiring dentists can retire at the same standard of living as when practicing. Two successfully retired dentists and two mature non-retired dentists share their experiences on how to have a successful retirement. Subjects include: when to start planning, goals, savings, needed resources, investments, life after retirement, and highly important topics for all dentists. Learn how to plan for your retirement and start NOW!

State-of-the-Art Pediatric Dentistry

Greg Psaltis, DDS

X3566 | Release Date: Sept 2024 | Review Date: Sept 2024

Treat your youngest patients with confidence! In this fast-paced course, Greg shares new indications for pulpotomies, the rationale for full coverage crowns vs. large restorations, painless and faster anesthesia techniques, and tips for handling parents.

What's the Best Laser for My Practice?

Robert Convissar, DDS, FAGD

X4325 | Release Date: April 2021 | Review Date: Sept 2024

Robert's goal is to educate the generalist, specialist, and hygienist about what lasers are, how they work, what they can do, and, more importantly, what they cannot do. Learn what wavelength is best for your practice.



Gordon J. Christensen

Clinicians Report®

A Publication of CR Foundation®

Concise, pertinent information on timely, important topics



Clinicians Report tells you which products work and how to use them!

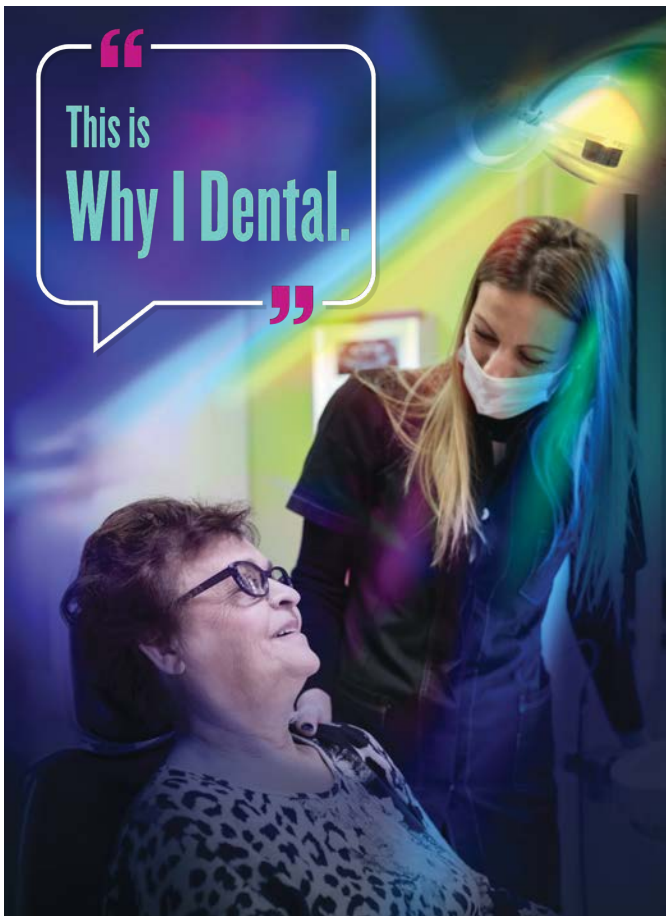
ONLINE CODE: **CR&PCC**

Subscription Options

	DENTIST PACKAGE 1 Year + 3 Months FREE	BONUS PACKAGE 2 Years + 6 Months FREE	TOTAL PACKAGE 3 Years + 12 Months FREE
Printed version of <i>Clinicians Report</i> mailed to you each month	✓	✓	✓
Online access to the current issue of <i>Clinicians Report</i> and a searchable database of the last 20+ years of CR publications	✓	✓	✓
Printed version of <i>Dental Hygiene Clinicians Report</i> mailed every other month	✓	✓	✓
FREE MONTHS: 3 months added to your subscription. 15 months total!	✓		
FREE MONTHS: 6 months added to your subscription. 30 months total!		✓	
FREE MONTHS: 12 months added to your subscription. 48 months total!			✓
BONUS: 1 Year of Self-Instruction CE (11 CEs)			✓
BONUS: Special Edition "Why Everyone Needs to be Thinking about Retirement—NOW"			✓
<i>Choose your subscription length!</i>	\$299	\$569	\$799

Cannot be combined with any other offer. Bonus articles will be sent to email address provided once order has processed. Non-transferable. Not valid on previous or existing subscriptions. Bonus months added to subscription after payment processes.

Join The CR Community—Subscribe Today!
888-272-2345 • CliniciansReport.org



At Dental Lifeline Network, your time and skills matter.



That's why we've made volunteering easy for compassionate dental professionals like you. We handle the details, you provide the care.

Change lives, find your purpose, and redefine success when you volunteer with Dental Lifeline Network's Donated Dental Services (DDS) program.

"When you volunteer with DLN, you transform the lives of those most in need. You're not just providing treatment; you're building hope. Join me and thousands of dentists and laboratories nationwide, and volunteer today."



Gordon J. Christensen, DDS, MSD, PhD
 DLN • Board Director Emeritus

WhyIDental.org

CR® Gordon J. Christensen Dentistry Update®

In-Person Continuing Education
presented by Dr. Gordon J. Christensen



7 CEs
8AM-3:30PM



Kansas City, KS
December 6, 2024



Snowbird, UT
January 24-25, 2025



Ft. Lauderdale, FL
February 14, 2025



Scottsdale, AZ
April 18, 2025



Las Vegas, NV*
May 9, 2025



Falls Church, VA
June 13, 2025



Lake Tahoe, NV
August 15, 2025



Boston, MA
September 12, 2025



Las Vegas, NV*
October 10, 2025



Chicago, IL
October 31, 2025

***Office Manager course offered in Las Vegas and on Cruise**

Norwegian Fjords
CRUISE

Dentistry Update & Office Manager Courses
14 CEs

July 12-19, 2025

Cabins: CRcruise.com
Course: CliniciansReport.org

The most trusted, fast-paced, comprehensive course available!

New course content each year with multiple topics discussed. Visit website for details.

Don't miss your annual update!

888-334-3200 • CliniciansReport.org

THE CHRISTENSEN CONTINUUM



WE PROMISE TO PROVIDE RELIABLE, REAL-WORLD, UNBIASED INFORMATION THAT CAN BE IMPLEMENTED INTO PRACTICE AS SOON AS YOU RETURN HOME.

If you are considering 2 or more PCC hands-on courses, we strongly encourage you to consider our Christensen Continuum Program. You can save 30% off your course tuition by joining the Continuum Program and receive additional free benefits.

The Continuum allows you the flexibility to choose only those courses that interest you at significantly reduced tuition. **Maximize your educational experience with PCC by choosing to become a Gold or Platinum Member today!**

PROGRAM LEVEL	PROGRAM BENEFITS
<h2>Platinum</h2> <p>6-course commitment over 2 years \$1200 program fee due at start of program</p>	<ul style="list-style-type: none"> » Course tuition locked in at \$1400/course [normally \$2,500 value] First two courses' tuition due at start, the remaining tuition due 60 days prior to each course. » 2 free videos at every class [over \$1900 value]. » Free tuition to a CR Dentistry Update at location of your choice upon successful completion of the program [\$499 value].
<h2>Gold</h2> <p>4-course commitment over 2 years \$800 program fee due at start of program</p>	<ul style="list-style-type: none"> » Course tuition locked in at \$1600/course [normally \$2,500 value] First two courses' tuition due at start, the remaining tuition due 60 days prior to each course. » 1 free video at every class [over \$600 value]. » Free tuition to a CR Dentistry Update at location of your choice upon successful completion of the program [\$499 value].

TWO-DAY UTAH COURSES

Making Endodontics Fun, Predictable, and Profitable

INSTRUCTOR: JOHN D. WEST, DDS, MSD



What if your endodontics were highly predictable and profitable at the same time? As a clinician and an educator for many years, Dr. John West teaches you the skills of making endodontics easy. You will learn how to competently, consistently, and confidently “Find, Follow, and Finish” treating endodontic canals at a level of excellence you may not have thought possible. John is

best known for teaching restorative dentists transferable and reproducible endodontic skills from which every general practitioner can benefit. He teaches that there are no problems in endodontics, only situations that require smart knowledge, smart thinking, and smart doing. **Come and master the art and science of making endodontics FUN!**

At the conclusion, participants should be able to:

- Unravel the “toothache headache”
- “Find” all canals
- “Follow” all canals using the four essential manual motions
- Prepare manual and mechanical Slidepaths for safe Rotary and Reciprocation
- “Shape” canals using the latest proven shaping and finishing breakthrough technology
- “Finish” canals for 3D disinfection and obturation
- Immediately implement powerful endodontic practice growth builders

13 CE Hours | Tuition: \$2500 / Dentist \$950 / Auxiliary

April 25–26, 2025 (F, Sat) / October 3–4, 2025 (F, Sat)

Dental Sleep Medicine Simplified

INSTRUCTORS: JAMISON SPENCER, DMD, MS & JEFF WYSCARVER, RPSGT



In recent years, sleep medicine has exploded in dental practices! Many dentists are finding some aspects of sleep medicine fit well into busy general practice. Gordon joins two experts in dental sleep medicine, Jamison Spencer and Jeff Wyscarver, to show how airway, bruxism, TMD, perio, and failure of restorations are related to sleep medicine. This course focuses on screening (including sleep testing), diagnosis, treatment, and avoiding complications. See which sleep appliances are best and how to bill properly for optimized third-party reimbursement. **Join us and see how you can incorporate sleep medicine into your practice!**

At the end of this program, the student should be able to:

1. Discuss the interactions between sleep-disordered breathing and many critical aspects of dentistry.
2. Screen patients for possible sleep-disordered breathing.
3. Discuss the basics of reading a Home Sleep Test (HST) and Polysomnogram (PSG) report.
4. Select the most effective appliance for a specific patient.
5. Make initial occlusal records for custom appliance fabrication.
6. Avoid side effects such as tooth movement, bite changes, and TMD.
7. Discuss the basic principles of ethical and legal billing of medical insurance.

13 CE Hours | Tuition: \$2500 / Dentist \$950 / Auxiliary

June 13–14, 2025 (F, Sat)



ATTENTION NEW GRADS: 50% OFF TUITION!

New graduates up to and including 5 years out of dental school are eligible for 50% off course tuition in Utah. Discounted spaces are limited for each course.

Call PCC to check availability and register at (800) 223-6569.

PCC COURSE CANCELLATION POLICY:

PCC courses are purposely small in enrollment to provide optimum interaction between participants and instructors. Last-minute participant substitutions are difficult to arrange. See full cancellation policy on catalog order form.

Faster, Easier, Higher Quality Dentistry

INSTRUCTORS: GORDON J. CHRISTENSEN, DDS, MSD, PHD &
PCC MENTORS



Do you want guidelines for a fulfilling, happy and successful professional life? The ability to successfully balance your professional life with your personal and family goals is an elusive objective. In this course, Gordon shares his knowledge on juggling a busy professional life while still maintaining an enjoyable and fulfilling personal life.

Gordon shares how to achieve optimal practice success with over 20 highly effective clinical techniques from which every general practice can benefit. **We are told by past attendees that this course has changed their lives and how they practice!**

On completion of this two-day course, you will be able to:

- Identify, describe and accomplish at least 20 essential concepts and clinical procedures for optimum practice success.
- Identify which techniques, materials, devices and equipment are currently the fastest and easiest and which will provide the highest quality results for your patients.
- Increase your practice efficiency and expertise, allowing more time for your family and yourself.
- Delegate many responsibilities to motivated, educated staff, greatly increasing your practice service and revenue.
- Determine your life priorities and eliminate the distractions.

13 CE Hours | Tuition: \$2500 / Dentist \$950 / Auxiliary
January 31–February 1, 2025 (F, Sat)

“ I loved the time I spent with PCC last weekend. I took advantage of the time we had Saturday afternoon and biked to Stewart Falls from BOTH directions (i.e., from the state park entrance and from Sundance resort). On returning to Sundance, I also took advantage of a nice cold beer at the Owl Bar!

Sunday, I hit Salt Lake City and grabbed a hop on/off bus and enjoyed the 90-minute tour. When I got off, I had time for a nice lunch and got a chance to see a recital at the Tabernacle which was absolutely amazing.

– Dr. Wolfert ”

Stewart Falls is located 13 miles north of PCC. »

Restorative/Esthetic/Preventive Dentistry

INSTRUCTORS: GORDON J. CHRISTENSEN, DDS, MSD, PHD &
PCC MENTORS

Every practice day, you need to provide practical and profitable preventive procedures and predictable, esthetic, long-lasting restorative procedures.


This course focuses on simple, predictable completion of these important concepts. See, use, evaluate and take home samples of the newest and best essential restorative and preventive materials and techniques. Gordon will help increase your expertise in all phases of restorative dentistry and show you how to be more profitable in your everyday restorative dental procedures.

Topics include:

- Decide which restorative procedures to include in your practice.
- Class II resins — predictable, non-sensitive, fast, profitable, and easy.
- Tooth-colored inlays & onlays.
- See and use the best new fast curing lights.
- A comparison of zirconia-based, zirconia, and lithium disilicate restorations.
- Effective, profitable preventive procedures and how to implement them.
- New caries-detecting devices — which are the best?
- Sealants that actually work.
- Optimum and expanded use of staff in all restorative procedures.

This practical course makes preventive and restorative procedures more enjoyable, gratifying, and profitable.

13 CE Hours | Tuition: \$2500 / Dentist \$950 / Auxiliary
May 16–17, 2025 (F, Sat) / November 7–8, 2025 (F, Sat)





“*After 40+ years in practice, I can still count on getting new ideas and information that I can use the next day. Gordon Christensen is the standard that all other dental educators aspire to but never quite reach—nobody else can communicate as well and make all the information understandable.*”

—Dr. Marks

« Dr. Marks enjoying the Utah snow. PCC is located less than 50 miles from some of the most well-known ski resorts in the world: Alta, Deer Valley, Park City, Snowbird, Solitude, and Sundance.

Fixed Prosthodontics Simplified

INSTRUCTORS: GORDON J. CHRISTENSEN, DDS, MSD, PHD & PCC MENTORS

30% of your practice revenue is fixed prosthodontics. We aim to help you make fixed prosthodontic procedures faster, easier, more predictable, and profitable! Join Gordon for this popular “bread and butter” hands-on course and increase your quality and quantity in fixed prosthodontic procedures. Many participants report that after attending this course, they have enhanced their fixed prosthodontic quality, doubled their fixed prosthodontic activity and increased practice enjoyment.

Go home with the most updated knowledge on:

- Making highly esthetic restorations
- Easy, fast tooth preparations
- The best build-up techniques
- The strongest and fastest posts and cores
- Selecting and getting the most from your cements
- Making perfect impressions, analog or digital
- The latest information on all-ceramic crowns and bridges (zirconia and lithium disilicate) as well as information on many new crown substrates
- Excellent, fast provisional restorations
- Obtaining optimum treatment plan acceptance

Accomplish these procedures, critique them with Gordon and PCC Mentors, and take home many new complimentary materials. Learn to delegate up to half of the fixed prosthodontic procedure to qualified staff members. The limited class size ensures you will receive answers to your personal questions. **You cannot find a course with a better value than this one!**

13 CE Hours | Tuition: \$2500 / Dentist \$950 / Auxiliary
March 14–15, 2025 (F, Sat) / August 22–23, 2025 (F, Sat)

Simplifying Complex Treatment

INSTRUCTORS: GORDON J. CHRISTENSEN, DDS, MSD, PHD & PCC MENTORS

Do you have patients with complex rehabilitative needs, and you wonder if you are the practitioner to treat them? Gordon can help you feel confident in your treatment choices! Join Gordon and experienced PCC Mentors and attend one of the most informative classes PCC offers. Topics include:

- Integrating fixed, removable, and implant prosthodontic procedures with other clinical areas.
- Increasing your occlusion knowledge to provide longer-lasting, comfortable treatment.
- Confidently restore implants you or someone else placed.
- The best restorations for implants.
- The best materials, devices, and techniques for single teeth to full arches.
- Long-term preventive maintenance for complex patients.
- Providing long-term occlusal maintenance through the various stages of life.
- When to refer treatment to other practitioners.

Many patients have extensive oral rehabilitative needs but do not have the financial wherewithal for total rehabilitation at once. Gordon shares how to accomplish incremental treatment best, spread over several years, at a cost most average-income patients can afford. As a unique feature of this course, we encourage attendees to bring radiographs and casts for 1–2 of your patients for whom you are planning comprehensive oral rehabilitative procedures. These cases will be observed and discussed, and potential treatment plans will be presented by Gordon and PCC Mentors. **At the end of this course, past participants expressed pleasure in their increased knowledge and are enthusiastic about treating complex cases!**

13 CE Hours | Tuition: \$2500 / Dentist \$950 / Auxiliary
April 11–12, 2025 (F, Sat)

We realize everyone is at different stages of their education and career. You are NOT required to attend Level 1 if you feel Level 2 would best suit your educational goals.



Implant Surgery — Level 1

INSTRUCTORS: GORDON J. CHRISTENSEN, DDS, MSD, PHD &
PCC MENTORS

Integrating implant surgery into your practice is not difficult or threatening, and it will certainly be a positive and profitable change in your professional life. You undoubtedly already have implant prosthodontics in your practice. This course integrates both surgery and prosthodontics. Included techniques are surgically placing small-diameter implants (1.8 to 2.9 mm in diameter) in edentulous and partially edentulous patients and placing conventional-diameter implants (3 mm and larger in diameter) in healthy patients who do not require bone grafting.

The course includes:

- Differential diagnosis and treatment planning for small-diameter and single conventional-diameter implants
- Anatomy essential for implant placement
- Equipping your office and educating your staff for implant placement
- A comparison of implant companies
- Techniques for placing implants
- Actual placement of implants in dentofoms
- Related prosthodontic materials and techniques

Both implant surgery and prosthodontics can be enjoyable parts of any dental practice. This course provides enough information and experience to place and restore implants in an uncomplicated patient.

**13 CE Hours | Tuition: \$2500 / Dentist \$950 / Auxiliary
February 7–8, 2025 (F, Sat)**

Implant Surgery — Level 2

INSTRUCTORS: GORDON J. CHRISTENSEN, DDS, MSD, PHD &
PCC MENTORS

Placing implants in healthy patients with adequate bone, and even those requiring some bone grafting, is relatively simple, enjoyable, and profitable! It should be a part of the practice of any interested dentist.

This course is oriented toward those dentists who have had a moderate level of surgical experience, enjoy it, and want to increase their knowledge and clinical skills in placement of implants. The following and other topics are included in the course:

- Diagnosis and treatment planning for implants vs. conventional restorative/prosthodontic services
- Indications and contraindications for implants
- Essential oral anatomy
- Bone grafting materials and techniques and evaluating when implant placement requires bone grafting
- Simplified sinus lift procedures
- Comparison of implant companies
- Guided and free-hand implant placement techniques and actual placement of two brands of popular conventional-diameter implants in dentofoms
- Related prosthodontic materials and techniques

Most simple-to-moderate difficulty implant cases are best done by the same practitioner doing both the surgery and the prosthodontics. **Take your implant skills to the next level and start serving your patients' more complex implant needs.**

**13 CE Hours | Tuition: \$2500 / Dentist \$950 / Auxiliary
June 20–21, 2025 (F, Sat)**

Avoiding Implant Failures and How to Treat Them

INSTRUCTORS: JON SUZUKI, DDS, PHD, MBA,
KEVIN R. SUZUKI, DMD, MSD, &
GORDON J. CHRISTENSEN, DDS, MSD, PHD



What do you do when implants are obviously failing, but you have thousands of dollars of prosthodontic treatment supported by the questionable implants? After observing root-form implants in service for over three decades, dentists are seeing the same periodontal diseases around implants that are observed around natural teeth. The percentage of implants with these diseases is reported to be as high as 45% after only a few years of service. What can be done? When should an implant be taken out?

At the end of this course, participants will be able to:

- Discuss the important preventive procedures for peri-implantitis.
- Identify and describe peri-implantitis and peri-mucositis.
- Discuss the relationship of medical conditions to implant failure.
- Discuss the relationship of medications to implant failure.
- Discuss the treatment of early, moderate, and advanced peri-implantitis.
- Describe oral hygiene to prevent the recurrence of implant diseases.
- Discuss the rescue of failing prosthodontic treatments.

Learn how to diagnose and treat failing implants or when to refer them.

13 CE Hours | Tuition: \$2500 / Dentist \$950 / Auxiliary
November 8–9, 2024 (F, Sat) / September 26–27, 2025 (F, Sat)

“I attended the Friday / Saturday hands-on course and felt very comfortable and prepared as I placed my first implant Monday morning! It truly was “real-world practical dental education” and I felt confident knowing I was providing my patient the state-of-the-art treatment techniques. At the course, the mentors took their time with me and walked me through each step, answering all my questions. This course is loaded with everything from basic to advanced. I routinely hear various CE educators say they aim to provide education that can be implemented on Monday morning. Although that usually doesn’t happen, this course couldn’t have been any better. I’m convinced my procedure went so smoothly because I had just gone through the motions a couple days prior. Thank you Dr. Christensen and all the PCC team for an invaluable educational experience!!”

–Dr. Lee

Class size is limited to 30 participants to ensure optimal »
participant-to-instructor interaction.

Oral Surgery Secrets

INSTRUCTORS: KARL R. KOERNER, DDS, MS & PCC MENTORS



Many extractions look easy but can soon become difficult, leading to complications and prolonged treatment time. This course includes the best techniques and instruments to accomplish “surgical” extractions easily and quickly while conserving bone — a requirement for implants and more aesthetic fixed prostheses. Karl’s courses make tooth removal and surgery more enjoyable and predictable so it can be performed confidently with less stress.

Karl’s course covers many different oral-surgical subjects, including avoiding problems with the maxillary sinus, bleeding prevention/management, moderate third-molar impactions, and alveoplasty after multiple extractions to prevent pain and increase patient satisfaction with dentures. He also discusses:

- Successful socket grafting
- Multiple extractions and ridge preparation for dentures
- One-drug oral sedation for easier surgery
- Prevention and management of complications such as bleeding, infection, root retrieval, sinus issues and others
- Selecting cases appropriate for your ability

Many of the principles and techniques included in this course are those currently taught in oral surgery residency programs. Participants perform several different procedures on life-like dentoform models. **You will go home ready to do more surgery with greater confidence and skill!**

13 CE Hours | Tuition: \$2500 / Dentist \$950 / Auxiliary
March 28–29, 2025 (F, Sat) / October 24–25, 2025 (F, Sat)



MAKING REMOVABLE PROSTHODONTICS A "WIN-WIN" SERVICE



JOIN US IN SUNNY FORT LAUDERDALE!

About 40 million U.S. adults are edentulous, and almost every other adult has lost at least a few teeth. Many of these partially and fully edentulous patients can be treated successfully with removable prostheses.

This course includes the following and other topics:

- Benefits of removable prostheses.
- Implant support and retention as an alternative (small and conventional diameter).
- Diagnosis and treatment planning for removable prosthodontics.
- Increasing treatment plan acceptance with patient education.
- Impressions: analog or digital?
- Treatment optimization with dentist and technician integration.
- Designing successful prostheses.
- Useful products for removable prosthodontic procedures.
- Proven clinical and laboratory steps for success.

INSTRUCTOR: GORDON J. CHRISTENSEN, DDS, MSD, PhD

DATE: February 15, 2025 (Saturday)


LOCATION: Fort Lauderdale Marriott Coral Springs
Hotel & Convention Center

CREDITS: 7 CE Hours

TUITION: \$499 / Dentist \$249 / Staff

HOLD THE DATES JUNE 29 – JULY 9, 2026 FOR A 10-DAY EUROPEAN CE CRUISE ADVENTURE!

Registration opens March 2025. Call us at (800) 223-6569 to be added to our priority registration list.



Class is held during days at sea. 14 CE hours. \$899 / Dentist \$499 / Staff

Tuition does not include cruise accommodations. To attend the course, you must book your cabin through our Cruise Department at (855) 522-2580. Visit www.PCCcruise.com frequently for cruise updates.

Paradigm Changes in the Profession — 2025

Five Speakers — One Information-Packed Day

SATURDAY, OCTOBER 11, 2025
THE PARIS RESORT & CASINO,
LAS VEGAS



Featuring:

Gordon J. Christensen, DDS, MSD, PhD

The most important current advancements in dentistry!

Kelly Tanner, RDH, PhD

Optimizing your hygiene team.

Jon Suzuki, DDS, PhD, MBA

Changing trends in periodontal and implant therapies.

Pamela Maragliano-Muniz, DMD

Restorative solutions for successful outcomes.

Jay Cazes, DDS

Conquering the challenges of clear aligner therapy.

This course changes each year, featuring new experts and Dr. Gordon Christensen as the moderator. Enjoy detailed information about the most pertinent dentistry advancements of 2025. Our day ends with a novel Q&A panel — a participant favorite! Speakers and panel members are comprised of real-world, successful practitioners; our knowledgeable team members; as well as many well-known, respected educators.

JOIN US FOR AN EASY, INFORMATIVE COURSE THAT WILL HELP REVOLUTIONIZE YOUR UPCOMING YEAR!

Participants who wish to enjoy two days in Vegas may register separately to attend the CR Dentistry Update course on Friday in the same location (see page 25).

CHOOSE YOUR DATE: Saturday, October 11, 2025 — at The Paris Resort & Casino, Las Vegas, with all 5 speakers.

Thursday, October 16, 2025 — VIRTUAL condensed course with Gordon only.

TUITION: \$499 Dentist \$249 Auxiliary — **7 CE LIVE IN LAS VEGAS**
\$295 Dentist \$50 Auxiliary — **3 CE CONDENSED VIRTUAL**

This course is FREE with our annual All-Access Pass Membership (page 3).

2025 PCC COURSE DATES

MORE INFORMATION ON PAGES 20–33

DATE	COURSE
November 8–9, 2024	Avoiding Implant Failures and How to Treat Them
December 14, 2024	Overcoming Common Oral Surgery Challenges VIRTUAL
January 4, 2025	Faster, Easier, Better Restorations VIRTUAL
Jan. 31–Feb. 1, 2025	Faster, Easier, Higher Quality Dentistry
February 7–8, 2025	Implant Surgery — Level 1
February 15, 2025	Making Removable Prosthodontics a Win-Win Service FORT LAUDERDALE
March 8, 2025	From Evolution to Revolution of Dental Implants VIRTUAL
March 14–15, 2025	Fixed Prosthodontics Simplified
March 28–29, 2025	Oral Surgery Secrets
April 11–12, 2025	Simplifying Complex Treatment
April 25–26, 2025	Making Endodontics Fun
May 3, 2025	50 Useful Clinical Tips VIRTUAL
May 16–17, 2025	Restorative/Esthetic/Preventive Dentistry
June 13–14, 2025	Dental Sleep Medicine Simplified
June 20–21, 2025	Implant Surgery — Level 2
August 2, 2025	Transform Your Body – Transform Your Life VIRTUAL
August 22–23, 2025	Fixed Prosthodontics Simplified
September 26–27, 2025	Avoiding Implant Failures and How to Treat Them
October 3–4, 2025	Making Endodontics Fun
October 11, 2025	Paradigm Changes in the Profession LAS VEGAS
October 16, 2025	Paradigm Changes in the Profession Condensed VIRTUAL
October 24–25, 2025	Oral Surgery Secrets
November 7–8, 2025	Restorative/Esthetic/Preventive Dentistry
December 13, 2025	Endodontics: Fact vs Fiction VIRTUAL

All courses are in Provo, UT, unless otherwise noted.



GORDON J. CHRISTENSEN – PRACTICAL CLINICAL COURSES

3707 North Canyon Road, Suite 3D • Provo, Utah 84604
800-223-6569 • 801-226-8637 [fax] • www.pccdental.com



JOIN US ON FACEBOOK!

facebook.com/GordonJ.Christensen



WATCH US ON YOUTUBE!

[GordonChristensen](https://www.youtube.com/GordonChristensen)