


GORDON J. CHRISTENSEN PRACTICAL CLINICAL COURSES®



GORDON J. CHRISTENSEN
PRACTICAL CLINICAL COURSES
Nationally Approved PACE Program
Provider for FAGD/MAGD credit.
Approval does not imply acceptance by
any regulatory authority or AGD endorsement.
6/1/21 to 5/31/24
Provider ID# 208521

ADA C.E.R.P.® | Continuing Education
Recognition Program

2023 PRODUCT & COURSE CATALOG

GORDON J. CHRISTENSEN



This catalog is loaded with practical, easily implemented information for you, your team, and your patients.

New concepts and technologies are coming into the profession more than ever before. We work seriously to include the year’s latest information, upgrade classic topics, and present new educational experiences for you.

Many of our dentists have experienced virtual courses over the pandemic. The PCC virtual courses are as close to live and interactive as we can make them, offered by various well-known experts and me. They have received excellent reviews. Our participants love how they are only 3 hours on Saturday mornings. We encourage you to check out our virtual course subscription (pg 22).

Our hands-on courses remain popular for those seeking more in-depth education on any topic. Our 2023 course calendar has something for everyone (pgs 27–31).

Also, the PCC All-Access Pass (pg 3) continues to grow in popularity, offering unprecedented eclectic education from the best, most knowledgeable instructors.

It is our pleasure and honor to help you with your continuing education needs. Thanks for your support of unbiased research-based education!

Gordon J. Christensen, DDS, MSD, PhD
CEO, Practical Clinical Courses
CEO, Clinicians Report Foundation

CONTENTS

Video Library at a Glance	1
Video Recommendations for the Team	2
All-Access Pass	3
CE Video Library	4–18
Discount Packages	19
Dental Documents	20
New Graduate Video Savings	20
CR Dentistry Newsletter & Dental Lifeline	21
Virtual Courses	22–24
CR Dentistry Update Courses	25
Hands-on Courses	26–31
Seminars	32–33

VIDEO LIBRARY AT A GLANCE — 2023 CATALOG

» NEW PROGRAMS IN ORANGE

ADMINISTRATION

V4784	Avoiding Common Administrative Errors	4
X4715	Building Your Ideal Team	24
» V4734	Effective Communication Techniques for the Entire Dental Team	4
» S4749	Essential Risk Management	4
V4766	Get the Money off the Books and into the Bank!	4
V4794	Multiple Patient Scheduling — Working Smarter, Not Harder	5
X4728	Positioning Your Practice for Success!	24
V4790	Preparing for an Easy Practice Transition	5
» X4750	Retirement Planning — Start with the End in Mind	23

DENTAL ASSISTING & DENTAL HYGIENE

V4714	Effective Use of Four-Handed & Six-Handed Dentistry	5
V4748	Essentials of Effective Dental Assisting, 2nd Edition	5
V4799	Optimizing Dental Hygiene to the Next Level!	5
V4700	Top Ten Revenue-Producing Expanded Functions	5

DIAGNOSIS & TREATMENT PLANNING

V1136	Efficient Diagnostic Data Collection by Auxiliaries	6
V1119	Optimizing Digital Radiography — Solving Challenges	6
» S1147	Optimizing Use of Cone Beam Radiology	6

ENDODONTICS

X1316	Efficient & Smart Endodontics for GPs	24
X1329	Endodontics: The Untapped Treasure Right Before Your Eyes	24
R1330	Shape • Clean • Pack	6

ESTHETIC DENTISTRY

V1570	Botox and Dermal Fillers in Dentistry	7
V1571	Ceramic Veneers, State-of-the-Art	7
V1559	Direct Resin Veneers — A Great Practice Builder!	7
V1572	Onlays vs. Crowns	7

IMPLANT DENTISTRY

» V2333	The Best Implant-Supported Restorations	8
V2391	Diagnosis and Treatment of Failing Implants	8
V2305	Proven Simple and Successful Use of Mini Implants	8
V2373	Simple, Inexpensive Implant Placement — Guide or No Guide?	8
V2388	Simple, Inexpensive Implant Solutions for Edentulous Mandibles	9

INFECTION CONTROL

V2452	Infection Control for Every Dental Practice	9
X2407	Infection Control in the New COVID-19 World	24

MISCELLANEOUS

» X4742	50 Useful Clinical Tips in 3 Hours! — 2023	23
» X4740	Dr. Christensen's Frequent Failures and How to Avoid Them	24
V4776	Ergonomics — Reduce or Eliminate Pain from Your Practice Day	9
» S4741	Materials & Techniques You Can't Live Without!	9
» X4736	Technologies to Change Your Practice — NOW!	24
V4777	Treating the Aging Population — A Frustrating Challenge	9

OCCCLUSION

V3162	Bruxism — Prevention and Treatment	9
» X3145	Making Occlusion Work for Your Practice	23
V3104	Occlusal Splints — Predictable, Frequent Use	10
V3186	Opening Vertical Dimension of Occlusion	10
V3106	Simple TMD Therapy for Your Practice	10
V3105	Uncomplicated Occlusal Equilibration	10

OPERATIVE DENTISTRY

V3501	Making Foolproof Class II Composites	10
V3582	Mastering Frequent Esthetic Challenges with Resin	10
V3514	The NEW Glass Ionomers Really Work!	11
X3512	Predictable, Fast, Long-Lasting Composites	24
» V3531	Successful Isolation of Operating Fields	11

ORAL MEDICINE

» V3937	Antibiotic Prescribing: Controversy or Consensus?	11
V3995	Local Anesthesia: Eliminating Misses and Near Misses	11
X3909	Pain Control, Opioid Prescribing, and Substance Abuse Prevention ...	24
V3902	Preparing for Your Next Medical Emergency, 3rd Edition	12
V3923	Proven & Effective Alternative Dental Medicine	12
» S3944	Sedation — Improving Patient Care	12
V3963	Snoring and Sleep Apnea — Prevention and Treatment	12

ORAL SURGERY

V4189	Apicoectomies, Frenectomies, Biopsies, Hemisections & More	12
V4181	Atraumatic Removal of Teeth — Erupted and Impacted	13
V4103	Easy Third-Molar Extractions	13
X4111	Extraction Techniques for the General Dentist	24
V4116	Oral Surgery in General Practice	13

ORTHODONTICS

V6306	Practical Orthodontic Procedures for General Dentists	13
-------	---	----

PERIODONTICS

V4367	Making Suturing Simple	13
V4385	New Soft-Tissue Grafting Alternatives — Time to Change!	14
V4350	Socket Preservation and Bone Grafting	14
» X4356	Successful Periodontal Treatment for GPs	23
» S4351	Surgical Crown Lengthening Simplified	14
X4325	What's the Best Laser for My Practice?	24

PREVENTIVE DENTISTRY

V5165	Customized Mouthguards for Any Sport	14
V5120	Making Dental Caries Prevention a Win-Win Concept	14
V5143	Sealants and Preventive Resin Restorations — When & How	15

PROSTHODONTICS, FIXED

V1927	Alginate Impressions — Predictable & Accurate	15
V1921	Cementing Restorations — Proven & Successful!	15
» X1946	Conservative Indirect Restorations	23
V1980	Foolproof, Fast Single Crown Procedure	15
V1922	Impressions Can Be Simple and Predictable	16
V1925	Optimal Fixed Prosthodontic Tooth Preparations	16
V1958	Posts, Cores, and Build-Ups — Predictable & Strong	16
V1904	Reliable, Simple Treatment of Cracked Teeth	16
V1992	Rescuing Failing Fixed Prosthodontic & Direct Restorations	17
» S1943	Simple Temporary Restorations	17
» V1942	Strong, Comfortable, Esthetic Rehabilitations with Zirconia ...	17

PROSTHODONTICS, REMOVABLE

» V2538	Flexible vs. Rigid Removable Partial Dentures (RPDs)	17
V2549	Making Complete Dentures a “Win-Win” Service	18
V2551	Predictable Removable Partial Dentures	18
» X2553	Removable Prosthodontics — Predictable & Enjoyable	23
V2503	Restoration of Complete and Partial Edentulism	18

VIDEO RECOMMENDATIONS FOR THE TEAM

» NEW PROGRAMS IN ORANGE

DENTAL ASSISTING

Knowledgeable dental assistants can increase practice activity simply by increasing the speed in which the dentist accomplishes treatment.

V1927	Alginate Impressions — Predictable & Accurate	15	V3104	Occlusal Splints — Predictable, Frequent Use	10
» V3937	Antibiotic Prescribing: Controversy or Consensus?	11	V1119	Optimizing Digital Radiography — Solving Challenges	6
V4714	Effective Use of Four-Handed and Six-Handed Dentistry	5	» S1147	Optimizing Use of Cone Beam Radiology	6
V1136	Efficient Diagnostic Data Collection by Auxiliaries	6	V3902	Preparing for Your Next Medical Emergency, 3rd Edition	12
V4776	Ergonomics — Reduce or Eliminate Pain from Your Practice Day	9	V5143	Sealants and Preventive Resin Restorations — When & How	15
» S4749	Essential Risk Management	4	» S1943	Simple Temporary Restorations	17
V4748	Essentials of Effective Dental Assisting, 2nd Edition	5	» V3531	Successful Isolation of Operating Fields	11
V2452	Infection Control for Every Dental Practice	9	V4700	Top Ten Revenue-Producing Expanded Functions	5

MORE VIDEOS AVAILABLE ON OUR WEBSITE

V4745	Dental Assisting for Posterior Restorations	ONLINE	V3522	Rubber Dam — Still the Best Dry-Field Technique!	ONLINE
-------	---	--------	-------	--	--------

DENTAL HYGIENE

Hygiene isn't limited to scale & polish! For those who are interested in breaking out of the regular everyday hygiene appointment, there are many clinical procedures that can be accomplished legally and are perfect for individuals with additional hygiene education.

» V3937	Antibiotic Prescribing: Controversy or Consensus?	11	V1119	Optimizing Digital Radiography — Solving Challenges	6
V5165	Customized Mouthguards for Any Sport	14	» S1147	Optimizing Use of Cone Beam Radiology	6
V1136	Efficient Diagnostic Data Collection by Auxiliaries	6	V3902	Preparing for Your Next Medical Emergency, 3rd Edition	12
V4776	Ergonomics — Reduce or Eliminate Pain from Your Practice Day	9	V3923	Proven & Effective Alternative Dental Medicine	12
» S4749	Essential Risk Management	4	V5143	Sealants and Preventive Resin Restorations — When & How	15
V2452	Infection Control for Every Dental Practice	9	V3963	Snoring and Sleep Apnea — Prevention and Treatment	12
V3995	Local Anesthesia: Eliminating Misses and Near Misses	11	» V3531	Successful Isolation of Operating Fields	11
V3104	Occlusal Splints — Predictable, Frequent Use	10			
V4799	Optimizing Dental Hygiene to the Next Level!	5			

MORE VIDEOS AVAILABLE ON OUR WEBSITE

V3969	Common Frustrating Oral Diseases — Diagnosis and Treatment ...	ONLINE	V4323	Minimally Invasive Periodontal Therapy	ONLINE
-------	--	--------	-------	--	--------

FRONT DESK & BUSINESS PERSONNEL

While you may not be spending your day in the operatory, you will find increasing your dental knowledge will benefit the practice and greatly improve the quality of patient care.

V4784	Avoiding Common Administrative Errors	4	V4766	Get the Money off the Books and into the Bank!	4
» V4734	Effective Communication Techniques for the Entire Dental Team	4	V2452	Infection Control for Every Dental Practice	9
» S4749	Essential Risk Management	4	V4794	Multiple Patient Scheduling — Working Smarter, Not Harder	5
			X4728	Positioning Your Practice for Success!	24

MORE VIDEOS AVAILABLE ON OUR WEBSITE

V4739	Protecting Your Dental Office from Embezzlement & Fraud	ONLINE
-------	---	--------



ALL-ACCESS PASS STREAM THE COMPLETE CE VIDEO LIBRARY

OVER 190 HOURS OF CE!

PRAGMATIC, INSTANTLY USEFUL EDUCATION AT YOUR FINGERTIPS.

Here at PCC, we are frequently asked — “What if I want ALL of Gordon’s videos?”

PCC’S ALL-ACCESS PASS IS THE ANSWER!

All-Access Pass members receive the following:

- Streaming access to every active *CE video, currently over 70 videos **(over \$11,600 if purchased separately).**
- Every new video, as soon as it’s released. We release a new CE title every other month — that’s 6 new titles each year **(over \$950 value).**
- Paradigm Changes in the Profession — annual course in Las Vegas **(\$499 value).**
- 20% off savings on PCC hands-on courses, CR Dentistry Update courses, and Clinicians Report Subscriptions.
- New: 3-hour virtual course recordings — see page 24 **(over \$3,500 value).**
- New: Virtual option of “Paradigm Changes in the Profession” — if you don’t wish to go to Las Vegas, you can still attend from the comfort of your home or office.

ALL-ACCESS PASS
\$4,999 / FIRST YEAR
\$999 / ANNUAL RENEWAL

MORE THAN \$2,000 OF NEW CONTENT IS ADDED TO YOUR MEMBERSHIP EACH YEAR. Your All-Access Pass is the best way to stay up-to-date on the most timely topics in dentistry. Watch every video, with no limitations on how many times you view each title! Utilize your All-Access Pass with your team — optimize lost production time during cancelled appointments, train new employees, and use content for regular staff in-service meetings. Your savings continue with the low annual renewal rate.

**The All-Access Pass is an annual streaming subscription designed for a single practitioner of any age. Additional savings may be obtained with a multi-user account. Please contact PCC for details. Dr. Ruddle’s endodontic videos are NOT included in this subscription. This already-discounted subscription may not be combined with other discounts or special offers.*

VIDEO LIBRARY IN DETAIL

– ADMINISTRATION –

Avoiding Common Administrative Errors

Charles Blair, DDS & Gordon J. Christensen, DDS, MSD, PhD

V4784 [60 Minutes | 2CE] \$159 DVD or streaming

Release Date: August 2017 | Review Date: August 2022



Did you know that improper insurance administration could jeopardize your career, your standing in the community, and even potentially lead to jail time? Incorporating correct administrative protocols with your team can ensure you enjoy a long and

productive career! Dr. Charles Blair, an expert in insurance administration, joins Gordon to discuss those crucial problem areas that exist for most dental practices and how to avoid them. Some of these common difficulties include: properly calculating primary and secondary insurance receipts, co-pay forgiveness, discounting, multiple fee positioning, patient gifts, falsifying NPI numbers and more.

Start making your insurance administration easier and more productive, and develop the protocols necessary to protect your practice today!

NEW VIDEO: MAY 2022

Effective Communication Techniques for the Entire Dental Team

Katherine Eitel Belt, CSP

V4734 [60 Minutes | 2CE] \$159 DVD or streaming



Being an effective, tactful, positive communicator will favorably influence your relationships with staff, patients, family, and the community! Let a master communicator, Katherine Eitel Belt,

show you how to connect with compassion, accountability, non-judgment, and accuracy! This video is for your entire dental team and includes:

- Effective communication of treatment plans for optimal informed consent and treatment acceptance.
- How to stop avoiding sensitive, essential conversations.
- Making effective self-management checklists.
- An effective 4-step conversation framework.
- Real-life conversation examples and demonstrations.
- Public relation tips for building a positive relationship with your patients and community.
- Having necessary effective conversations about broken agreements, under-performance, non-participation, negativity, or toxic behavior.

Change your life by improving your leadership skills and becoming an effective communicator!

NEW VIDEO: JULY 2023

Essential Risk Management

Mitchell Gardiner, DMD, FAGD & Gordon J. Christensen, DDS, MSD, PhD

S4749 [60 Minutes | 2CE] \$159 Streaming only



Your best prevention and defense for a possible malpractice lawsuit is understanding and practicing within appropriate standards of care. Mitch Gardiner is a

practicing dentist with extensive experience as an expert court witness. He will share the best ways to protect your practice. Are your office's clinical procedures, documentation, and compliance to appropriate state dental practice acts where they should be? Are you obtaining a truthful, honest, and current medical history? Are you obtaining a valid informed consent from your patient prior to treatment? What types of lawsuits are becoming the most common and worrisome for our profession? How can you prepare yourself and your office team to prevent legal activity and best defend against a lawsuit? Malpractice lawsuits can be extremely traumatic and expensive as well as time-consuming. **Mitigate future frustration and all the consequences by enacting essential risk management practices today! Your practice and your patients will both benefit greatly.**

Get the Money off the Books and into the Bank!

Lois Banta & Gordon J. Christensen, DDS, MSD, PhD

V4766 [60 Minutes | 2CE] \$159 DVD or streaming

Release Date: August 2014 | Review Date: August 2022



You know how difficult this task can be. Let us help you simplify it!

Are your Accounts Receivable out of control? Do the reports for your insurance (benefit) claims weigh more than your desk? Develop and implement proven systems to collect

the money owed to you, and design systems for collecting without looking like a "bad guy." Learn effective communication skills, collection strategies, how to track insurance claims and accounts receivable, and how to reduce legal and malpractice challenges by correct coding and collection follow-up. **Keep your Accounts Receivable under control and give your practice the financial stability to grow and innovate!**

Multiple Patient Scheduling — Working Smarter, Not Harder

Gordon J. Christensen, DDS, MSD, PhD & Staff

V4794 [60 Minutes | 2CE] \$159 DVD or streaming

Release Date: May 2019 | Review Date: August 2022



Efficient multiple patient scheduling is the answer to increased productivity without sacrificing service. With a motivated and organized team, multiple patients can be treated at

the same time, producing more prevention and treatment. The concept requires a true team effort. Somebody has to be the “quarterback”—the front-desk scheduler. Somebody must coordinate the clinical activity—the lead dental assistant. In larger practices, there must be cross-trained staff who are interested and educated to accomplish expanded clinical functions. Finally, the dentist is the coach and provides organization and leadership. **This video demonstrates how multiple patient scheduling can motivate and excite your team and offer better service to your patients.**

Preparing for an Easy Practice Transition

Thomas M. Cooper, JD, CLU, ChFC & Gordon J. Christensen, DDS, MSD, PhD

V4790 [60 Minutes | 2CE] \$159 DVD or streaming

Release Date: August 2018 | Review Date: August 2022

One of the most unknown areas facing mature dentists is how to best transition out of practice into either reduced practice or full retirement.

In this video, Thomas Cooper, a transition expert, and Gordon share many combined years of experience helping dentists with their transition decisions! Undoubtedly, you have various concerns as you make this change in your life. How do you best transfer your trusting patients to another practitioner? How do you select this person? Should you just retire one day and turn the practice over to another person, or should you phase out slowly? What about the financial considerations as you change your life, and many other questions? **If transitioning your practice is on your mind, this video is a great start!**

— DENTAL ASSISTING & DENTAL HYGIENE —

Effective Use of Four-Handed & Six-Handed Dentistry

Gordon J. Christensen, DDS, MSD, PhD; Valinda Johnston, CDA & Benette Galloway, DA

V4714 [60 Minutes | 2CE] \$159 DVD or streaming

Release Date: August 2006 | Review Date: August 2022

Are you using your dental assisting staff efficiently and effectively? Watch Gordon and two highly skilled, experienced and effective assistants accomplish both four- and six-handed dentistry. Subjects included are:

1. Optimum operator design and organization
2. Working efficiently in an ergonomic environment
3. Operator, instrument, and tray set-up and clean-up
4. Instrument grasps and correct instrument transfer principles
5. Correct and efficient use of operating lights and suction
6. How to optimize both four-handed and six-handed operation
7. The comparative productivity of four-handed and six-handed dentistry

Develop a true clinical TEAM, and increase not only the productivity of your practice, but also the quality of your services!

Essentials of Effective Dental Assisting, 2nd Edition

Gordon J. Christensen, DDS, MSD, PhD; Valinda Johnston, CDA; Suzanne Kamler, CDA

V4748 [60 Minutes | 2CE] \$159 DVD or streaming

Release Date: April 2011 | Review Date: August 2022

What are the characteristics of an excellent dental assistant? They are well-known among dentists and can be developed by interested dental assistants with some effort. When a dental assistant develops the overall personal characteristics described on this video, every dentist is pleased and happy, patients are better served, and practices are more productive. Many concepts are discussed, ranging from accepting responsibility and carrying it out, developing influential public relations ability, planning ahead, being organized, and constantly improving skills. **Dental assistants with the personal characteristics demonstrated and discussed in this presentation are sought by all dentists and are employable anywhere.**

Optimizing Dental Hygiene to the Next Level!

Wendy Briggs, RDH & Gordon J. Christensen, DDS, MSD, PhD

V4799 [60 Minutes | 2CE] \$159 DVD or streaming

Release Date: June 2019 | Review Date: August 2022



New patients aren't the only answer to practice growth! By maximizing your hygiene department for your current patients, you can increase practice profitability and offer valuable services that are being ignored in many general practices. Wendy Briggs and

Gordon Christensen share how hygienists can focus on comprehensive patient service. Lackluster hygiene programs can be transformed into world-class hygiene departments. Along with providing expanded clinical services, your hygienists should be able to educate patients on the numerous additional preventive and treatment options available in your practice, such as: new types of crowns, implants, local antibiotic use, adult orthodontics, anti-snoring devices, occlusal splints, tooth whitening and esthetic upgrades. **Motivate your hygiene team and the rewards of increased patient service will follow!**

Top Ten Revenue-Producing Expanded Functions

Gordon J. Christensen, DDS, MSD, PhD & Professional Staff

V4700 [60 Minutes | 2CE] \$159 DVD or streaming

Release Date: August 2019 | Review Date: August 2022



In most general practices, dental service potential is limited to the procedures that can be produced by the dentist's two hands. Would you like to do more? Third-party payment companies have significantly reduced dentist income. How can you

overcome this challenge? Why not increase the services produced by increasing the number of clinical hands? Gordon has long supported the legal expansion of clinical responsibilities for educated/trained staff personnel. The following are some of the clinical tasks that can be delegated to staff (where legal), motivating them while producing more services and revenue simultaneously: athletic mouthguards, tooth desensitization, occlusal splints, diagnostic data collection, preventive appointments for high-caries patients, periodontal antibiotics, restoration placement, sealants, snore appliances, tooth whitening, and others. **Incorporating only a few of these procedures can double your clinical services!**

– DIAGNOSIS & TREATMENT PLANNING –

Efficient Diagnostic Data Collection by Auxiliaries

Gordon J. Christensen, DDS, MSD, PhD

V1136 [60 Minutes | 2CE] \$159 DVD or streaming

Release Date: March 2009 | Review Date: August 2022

See how your staff can easily increase practice efficiency and patient treatment plan acceptance. This concept not only benefits your practice, but also increases job satisfaction and self-esteem among staff members. Dentists can accomplish complete diagnostic appointments, but this activity often consumes too much valuable dentist treatment time. This video shows use of qualified, educated staff persons in a highly effective diagnostic appointment. During the appointment, a staff person legally accomplishes the data collection and offers appropriate patient education. Then, the dentist meets alone with the staff person to review and discuss the patient's needs and desires. The dentist observes the collected data, meets with the patient, and presents the treatment plan. Most patients accept the plan on this appointment, and treatment is started on the next appointment. **Complete treatment planning assisted by staff participation ensures patient understanding, staff empowerment, and practice success!**

NEW VIDEO: MAY 2023

Optimizing Use of Cone Beam Radiology

Gordon J. Christensen, DDS, MSD, PhD & Valinda Johnston, CDA, CPT

S1147 [60 Minutes | 2CE] \$159 Streaming only



There is no question that cone beam technology has become mandatory for some procedures.

What are those procedures, and why is cone beam necessary? How do you obtain an optimum image? How can you best educate patients with a

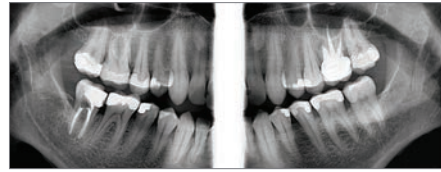
cone beam? Who should take care of the device in your office? Should you use the services of an oral and maxillofacial radiologist? How often should an image be made? What are some understandable and pragmatic tips on cone beam use? **Cone beam is here. See how this innovative, exciting technology can be incorporated into your practice today!**

Optimizing Digital Radiography — Solving Challenges

Karen Preston, MAEd, RDH, FHEA & Gordon J. Christensen, DDS, MSD, PhD

V1119 [60 Minutes | 2CE] \$159 DVD or streaming

Release Date: March 2021 | Review Date: August 2022



Digital dental radiology has made major strides since its introduction many years ago. However, despite the obvious advantages,

there are numerous challenges. This video addresses those challenges and will help you to solve them. The following topics are included in the video:

- Are CMOS sensors different one from the other?
- How to optimize sensor use life expectancy.
- Is phosphor plate technology equal in image quality to CMOS sensors? If so, do you need both?
- Improving quality of digital images — using enhancement and software tools.
- Techniques for panoramic, periapical, and bitewing imaging.
- Cone beam imaging, exposures, views, and artifacts—when needed?
- Radiation protection techniques: Are lead aprons necessary? Who needs a thyroid collar? What is “dose creep”?

There are many challenges with digital radiography. This video will help dentists and staff members to reduce or eliminate them.

– ENDODONTICS –

This endodontic video was created and developed by Advanced Endodontics and Dr. Clifford J. Ruddle. It has been added to our library to provide excellent endodontic education to our clients. CE units for Dr. Ruddle's video are provided by PCC, a recognized ADA CERP and AGD PACE provider. This video is not included in PCC's All-Access Pass.

Shape • Clean • Pack

Clifford J. Ruddle, DDS

R1330 [200 Minutes | 4CE] \$269 Streaming only

Release Date: October 2008 | Review Date: August 2022

This video provides a comprehensive overview of current endodontic concepts and procedures. The following topics are included:

- *Rationale for Treatment:* Appreciate how pulpal breakdown, disease flow and root canal systems influence restorative procedures.
- *Diagnosis:* Learn the 3-step endo exam, how to identify pulpally involved teeth, and find the “pot of gold.”
- *Access Preparation:* Achieve complete, straightline access to all orifices and create the opening for canal preparation.
- *Concepts & Strategies:* Learn how to sequence the prep, establish working length, and consistently manage the glide path.
- *Shaping Techniques:* “Ruddle on Rotary” techniques allow you to safely and efficiently shape canals with emphasis on internal and external anatomy.
- *3-D Obturation:* Step-by-step techniques demonstrate how to predictably fill root canal systems using warm gutta percha methods.
- *Coronal Restoration:* Appreciate the importance of achieving the “rest of the seal” and how to properly finish successful endodontic treatment.

This video will bring your practice up to current concepts!

— ESTHETIC DENTISTRY —

Botox and Dermal Fillers in Dentistry

Louis Malcmacher, DDS & Gordon J. Christensen, DDS, MSD, PhD

V1570 [60 Minutes | 2CE] \$159 DVD or streaming

Release Date: May 2015 | Review Date: August 2022



Who knows more about facial esthetics, oral musculature, and the psychology of facial appearance than dentists? Louis Malcmacher is a well-recognized pioneer in this area. Clinical demonstrations show the simplicity of the concept.

Topics included are:

- The most important, new, innovative, and useful concepts in dental and facial esthetics
- The use of botulinum toxin and dermal fillers in the treatment of dental/facial esthetics, TMJ/orofacial pain, bruxism therapy, and dental sleep medicine
- A comparison of new concepts in total facial esthetics
- Identifying if a patient is a good candidate for facial injectable treatment
- A new technique for elimination of the gingival "black triangle"
- Practice management and financial implications of facial injectable treatments

This concept is one of the more exciting new techniques you can find in dentistry!

Ceramic Veneers, State-of-the-Art

Gordon J. Christensen, DDS, MSD, PhD

V1571 [60 Minutes | 2CE] \$159 DVD or streaming

Release Date: July 2015 | Review Date: August 2022



Do you want to make these esthetic restorations a significant part of your practice? Watch the following techniques on live patients, identifying the best products for each step in the procedure, and the methods to stimulate patients to want these beautiful restorations.

- Educating patients about veneers
- Selecting the best materials for the procedures
- Educating staff to motivate patients toward accepting veneers
- The best minimal and conventional tooth preparations
- Bonding to enamel and dentin most adequately
- Desensitizing tooth preparations
- The best cements
- Placing and finishing veneers
- Repair and maintenance of veneer restorations

Ceramic veneers can be a major and highly gratifying part of your practice!

Direct Resin Veneers — A Great Practice Builder!

Gordon J. Christensen, DDS, MSD, PhD

V1559 [60 Minutes | 2CE] \$159 DVD or streaming

Release Date: January 2013 | Review Date: August 2022



Can direct resin veneers compete with ceramic veneers? Well-placed resin veneers have been shown to serve as long as ceramic veneers. They are more affordable, easier to repair if necessary, and can be accomplished predictably. Gordon demonstrates the step-by-step direct resin veneer procedure on a patient in close-up, live clinical detail. He also discusses and recommends well-proven resin products that remain smooth during service based on Clinicians Report (formerly CRA) research. The best techniques for optimal color selection, tooth preparation, and finishing of veneers are shown. **You will enjoy knowing that you have accomplished the entire procedure yourself. Add this great patient service to your practice today!**

Onlays vs. Crowns

Gordon J. Christensen, DDS, MSD, PhD

V1572 [60 Minutes | 2CE] \$159 DVD or streaming

Release Date: September 2015 | Review Date: August 2022

What part of a posterior tooth is usually the most destroyed by caries? Of course, the MOD portion. What part do you cut away for a crown? The facial and lingual portion. Does this make any sense? When indicated, let's do onlays that leave the facial and lingual tooth structure intact! The materials for tooth-colored onlays are now EXCELLENT! Lithium disilicate (IPS e.max) and others now dominate the onlay concept. These are now well-proven, strong, and unbelievably esthetic materials. They can be easier to place than crowns and their esthetic qualities can last LONGER than crowns. Large class II resins are NOT lasting long, but onlays do last a long time, and third parties will now share on costs! The following topics are included:

- Making onlay tooth preparations easy and predictable
- Supragingival vs. subgingival margins
- Obtaining optimum retention for onlays
- Bases and liners
- Laboratory-made or in-office CAD/CAM?
- Desensitizing tooth preparations
- Cementation and finishing onlays
- Repair and follow-up for onlays
- Practice management concepts—why a patient should want onlays

The live demonstrations of onlays in this video will make you want to do more of them.

— IMPLANT DENTISTRY —

NEW VIDEO: MARCH 2022

The Best Implant-Supported Restorations

Gordon J. Christensen, DDS, MSD, PhD

V2333 [60 Minutes | 2CE] \$159 DVD or streaming



You are restoring many implants. Could you do better? Are you using the most proven and adequate techniques, technologies, and materials? This video includes techniques and materials, listed from most to least frequently encountered, for restoration of:

- Single implants properly and improperly positioned
- Three-unit fixed prostheses
- Multiple single implants, connected and individual
- Overdentures, complete and partial, with Locator-like attachments
- Overdentures, complete and partial, with spherical and other types of attachments
- Edentulous fixed and removable restorations

Implant-supported crowns and fixed prostheses have evolved fantastically over the past 30 years. Get yourself and your staff updated to the changes with this video.

Diagnosis and Treatment of Failing Implants

Jon B. Suzuki, DDS, PhD, MBA and Gordon J. Christensen, DDS, MSD, PhD

V2391 [60 Minutes | 2CE] \$159 DVD or streaming

Release Date: October 2018 | Review Date: August 2022



Can this implant be saved?

Titanium alloy root-form dental implants have been used for many years with remarkable success. However, dentists encounter failing implants quite frequently.

A major question is when and how to diagnose and treat the obvious problems. Are they failing because of improper placement, patient oral hygiene practices, microorganism invasion, allergy to metals, occlusion, or many other factors? What is peri-implantitis? What causes it? How do you treat this problem? When and how should an implant be removed? Should new implants be placed in the same sites as

previously failed implants? **Viewing this video and hearing the comments from both a periodontist and a prosthodontist will significantly help you understand, diagnose and treat failing implants.**

Proven Simple and Successful Use of Mini Implants

Gordon J. Christensen, DDS, MSD, PhD

V2305 [60 Minutes | 2CE] \$159 DVD or streaming

Release Date: September 2020 | Review Date: August 2022



4-6 Small-Diameter Implants on Maxillary

This once maligned topic is now PROVEN to be successful and highly valuable! Gordon and his team have been using small-diameter “mini” implants (1.8mm to 2.9mm in diameter) since 1997. There are now many research reports comparing and equating these small implants with conventional-diameter ones (>3.00mm

in diameter) — THEY WORK! The major use for small-diameter implants is for retention and support of mandibular complete dentures. Millions of US residents need this procedure. There are probably about 150 to 200 in your own practice! Where there is not enough bone for conventional-diameter implants, minis provide a simple, fast, relatively painless, successful treatment. However — minis must be placed and loaded properly. Watch Gordon placing and restoring the most proven small-diameter implant brands. See the necessary equipment and the most appropriate restorative techniques. **Placement of mini implants should be in every practice, restoring partially and completely edentulous patients. Your patients will be highly appreciative and satisfied with their successful long-term service.**

Simple, Inexpensive Implant Placement — Guide or No Guide?

Gordon J. Christensen, DDS, MSD, PhD

V2373 [60 Minutes | 2CE] \$159 DVD or streaming

Release Date: January 2016 | Review Date: August 2022

Do you need guided placement for all root-form implants? The answer is yes and no! Implant placement for healthy people who have an adequate amount of bone usually does not require a surgical guide. Most experienced dentists find single implant placement between properly aligned teeth is relatively easy. However, those dentists who are just learning to place implants usually find that surgical guides are useful. Some guides are complex to make, expensive, and take time to learn — costing up to half as much as the implant placement. This video demonstrates implant placement using simple, inexpensive surgical guides and comparing this technique with placement without a guide. **Viewing this video will make implant placement easier for both beginners and those competent in placing implants.**

Simple, Inexpensive Implant Solutions for Edentulous Mandibles

Gordon J. Christensen, DDS, MSD, PhD

V2388 [60 Minutes | 2CE] \$159 DVD or streaming

Release Date: May 2018 | Review Date: August 2022



What is the most frustrating commonly occurring procedure in dentistry? The patient with a resorbed edentulous mandible! These patients can be treated relatively easily, both surgically and prosthodontically, with either one of two

procedures. Both are well within the typical GP's potential expertise. In this video, Gordon accomplishes surgical placement of two conventional-diameter implants and also four small-diameter implants in two typical edentulous patients. He shows the best, easiest prosthodontic materials and techniques AND—the happy patient can usually afford this relatively inexpensive and successful technique. Gordon also demonstrates how to retro-fit a denture for implants if a patient later decides to invest in implants. **Your patients will appreciate you for doing these procedures for them.**

— INFECTION CONTROL —

Infection Control for Every Dental Practice

Gordon J. Christensen, DDS, MSD, PhD

V2452 [60 Minutes | 2CE] \$159 DVD or streaming

Release Date: June 2014 | Review Date: August 2022

Yes, we know this is a disagreeable subject, but it can prove to be relatively simple and highly important! Can understanding infection control be easy? Can the principles and materials be uncomplicated to implement? Simplify the major, essential areas of infection control including: the best types and brands of gloves, face masks that actually filter well, disinfecting instruments, the most adequate sterilizers and sterilizing techniques and devices, decontaminating surfaces in your office, how to keep your hands healthy, protecting your eyes, and keeping all of these tasks financially feasible. **This video provides simple, easily understood materials, devices, and guidelines to protect you, your staff, and your patients.**

— MISCELLANEOUS —

Ergonomics — Reduce or Eliminate Pain from Your Practice Day

Gordon J. Christensen, DDS, MSD, PhD

V4776 [60 Minutes | 2CE] \$159 DVD or streaming

Release Date: May 2016 | Review Date: August 2022



Up to 80% of practitioners have pain and/or dysfunction in their back. If you knew how to avoid this debilitating challenge, would you? Gordon has gathered many long-proven ergonomic principles that seem to have been forgotten. He recommends properly designed equipment available on the market today that will greatly extend your years practicing dentistry. Learn the most current research

about standing vs. sitting. Emphasis is placed not only on prevention of body pain related to improper practicing posture, but also how to relieve current pain. **Every practitioner, both young and mature, will benefit by implementing principles of proper ergonomics while practicing.**

NEW VIDEO: MARCH 2023

Materials and Techniques You Can't Live Without!

Gordon J. Christensen, DDS, MSD, PhD & Valinda Johnston, CDA, CPT

S4741 [60 Minutes | 2CE] \$159 Streaming only



Would you like to know the best materials and techniques to make your practice day faster, easier, and better? Learn about those products and concepts found to be extremely valuable by Gordon and his

team. Subjects include: what cement and technique do you use for crowns or bridges that keep coming off, when is a cone beam required, how to make a perfect analog or digital impression nearly every time, how to make lower dentures stay in place, and more. **An hour with Gordon and Valinda will change your practice!**

Treating the Aging Population — A Frustrating Challenge

Gordon J. Christensen, DDS, MSD, PhD

V4777 [60 Minutes | 2CE] \$159 DVD or streaming

Release Date: July 2016 | Review Date: August 2022

As your patients age, they require more dental treatment! Combined with less-than-adequate financial ability, treating elderly patients can be a challenge. What can be done to make your older patients easier to treat and be more likely to accept preventive procedures? It's essential that treatment for older patients is simple, fast, and easy. This video includes demonstrations of simple, inexpensive "directly placed crowns"; easy-to-use preventive restorative and cement materials; caries preventive materials and concepts they will accept; cost-saving, staff-oriented preventive and treatment procedures; and salvaging restorations. Make dentures that actually work well! We have a responsibility to treat all ages of patients. **Overcome the unique challenges of elderly patients to make treating mature people faster, easier, and better.**

— OCCLUSION —

Bruxism — Prevention and Treatment

Gordon J. Christensen, DDS, MSD, PhD & Jeff Wyscarver, RPSGT

V3162 [60 Minutes | 2CE] \$159 DVD or streaming

Release Date: November 2013 | Review Date: August 2022

Is there a more frustrating situation than when you observe patients destroying their dentitions without any knowledge about the seriousness of the condition? This video includes Gordon's clinical observations, techniques, and experiences over several decades of preventing and treating bruxism and clenching. Yes! It is possible to reduce or sometimes eliminate tooth destruction with proper techniques. This video describes early detection of these conditions, proven preventive techniques including adequate occlusal splints, simple and complex rehabilitation of dentitions that are being broken down by bruxism and clenching. **Viewing this presentation will increase your knowledge; serve your patients better; and provide a new, exciting, and interesting revenue source for your practice.**

Occlusal Splints — Predictable, Frequent Use

Gordon J. Christensen, DDS, MSD, PhD & Karen Preston, RDH

V3104 [60 Minutes | 2CE] \$159 DVD or streaming

Release Date: December 2004 | Review Date: August 2022

Serve your patients better by preventing tooth wear and potential legal activity. Up to one-third of your patients should have an occlusal splint to treat bruxism/clenching, TMD, or other occlusal conditions. Occlusal splints are an excellent, staff-oriented, reversible way to augment occlusal therapy. Gordon discusses the key elements of occlusion related to splints, presents the advantages and disadvantages of various splints and the theories for each splint type. Also included is a step-by-step demonstration of a full-arch maxillary splint from working cast to the final seating. Gordon offers practice administration suggestions about occlusal therapy and recommendations to encourage staff involvement and third-party payment. **See how you and your staff can easily make splints and incorporate splint therapy into your practice today!**

Opening Vertical Dimension of Occlusion (and Adjunctive Occlusal Procedures)

Gordon J. Christensen, DDS, MSD, PhD

V3186 [60 Minutes | 2CE] \$159 DVD or streaming

Release Date: January 2018 | Review Date: August 2022



How to determine optimum vertical dimension of occlusion.

Occlusion is one of the most controversial and frustrating areas of dentistry, yet you must deal with occlusal problems daily. This video answers our most-asked questions on occlusion, including determining correct vertical dimension of occlusion. Topics include: when and how to increase vertical dimension of occlusion; factors changing occlusion; when to use occlusal splints or occlusal equilibration techniques; how to handle opening of contact areas; the best ways to identify occlusal high spots; preventing tooth extrusion; differences in implant and tooth occlusion; and other clinical situations. **This video will answer many of your occlusal questions with practical, simple techniques to help your patients.**

Simple TMD Therapy for Your Practice

Gordon J. Christensen, DDS, MSD, PhD

V3106 [60 Minutes | 2CE] \$159 DVD or streaming

Release Date: February 2005 | Review Date: August 2022



Diversify your practice by adding this predictable, appreciated therapy! Up to 80% of TMD patients fall in the muscular TMD category. It's easy to successfully treat these TMD patients. Gordon shares his pragmatic treatment method, based on research, treatment of thousands of patients, and simple logic. When should you treat, and when should you refer? How can you diagnose and identify the patients who are ideal for treatment? What is a fair reimbursement fee for the service? Gordon answers these questions and more. **Start treating your TMD patients successfully with minimal reoccurrence of signs and symptoms.**

Gordon answers these questions and more. **Start treating your TMD patients successfully with minimal reoccurrence of signs and symptoms.**

Uncomplicated Occlusal Equilibration

Gordon J. Christensen, DDS, MSD, PhD

V3105 [60 Minutes | 2CE] \$159 DVD or streaming

Release Date: January 2005 | Review Date: August 2022

You learned it, but have you made it practical and profitable? In a typical practice, numerous situations arise daily requiring some level of occlusal equilibration. What are the indications for occlusal equilibration? How can you integrate this important procedure into practice? What is a simple, logical, easy technique? Are there precautions? Gordon shows practical, close-up, step-by-step occlusal equilibration on a patient. **Make this useful concept a routine and predictable procedure in your practice.**

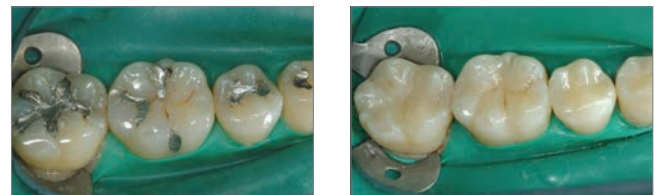
— OPERATIVE DENTISTRY —

Making Foolproof Class II Composites

Gordon J. Christensen, DDS, MSD, PhD

V3501 [60 Minutes | 2CE] \$159 DVD or streaming

Release Date: December 2019 | Review Date: August 2022



Composite is the most-used restorative material in dentistry, but it is often difficult to place, occasionally sensitive, has a relatively short service life, and brings only moderate income. THIS VIDEO WILL OVERCOME THESE CHALLENGES! Gordon shares the best procedures, materials and devices as proven by Clinicians Report researchers and clinicians. If your technique follows the steps shown in this video, you will have better looking, more predictable, faster placed, and longer-lasting class II composite restorations. The new concepts for types of class II restorations such as bulk-fill, dual-cured materials, combos of resin and conventional glass ionomer, as well as total disinfection of the tooth preparations are compared with the previous conventional concepts being thoroughly demonstrated by Gordon. **Offer your patients the best, most reliable class II resin restorations!**

Mastering Frequent Esthetic Challenges with Resin

Gordon J. Christensen, DDS, MSD, PhD

V3582 [60 Minutes | 2CE] \$159 DVD or streaming

Release Date: March 2017 | Review Date: August 2022

Patients love well-made anterior resin restorations! In less than an hour, become updated on today's resins and the best techniques for Class III, IV, Vs, add-ons, and resin veneers. This video includes the following predictable, simple, fast, effective procedures:

- The best-colored, strong restorations for anterior resin restorations
- Which composites stay smooth and unstained during service
- Making Class IV color-blended restorations
- Diastema closures simplified
- Add-ons to change tooth contour
- The "sandwich technique" for caries-active patients
- Simple direct resin veneers

This video will increase your speed, confidence, and proper choice of materials and techniques for these constantly needed restorations, and it will greatly please your patients.

The NEW Glass Ionomers Really Work!

Gordon J. Christensen, DDS, MSD, PhD & Rella Christensen, PhD

V3514 [60 Minutes | 2CE] \$159 DVD or streaming

Release Date: January 2021 | Review Date: August 2022



Crowns cemented with resin-modified glass ionomer.

Did you know the NEW glass ionomer (GI) restorative materials are the only materials tested by the TRAC RESEARCH section of Clinicians Report Foundation that actually seal margins? Additionally, they provide the most fluoride over the longest time period to surrounding tooth structure of any material.

Improvements in glass ionomers include increased strength, lower solubility, better esthetics, and easier use characteristics. This video shows the proven necessity and the techniques for disinfecting tooth preparations; the brands of improved GI materials; new and improved GI uses for liners and bases; GI for small restorations; the “sandwich technique” restorations; and very importantly, using glass ionomer as a preventive and sealing “dentin replacement.” **Incorporation of the NEW glass ionomers into your practice will benefit and impress your patients by improving the preventive characteristics of your restorations and will also provide optimum restoration longevity.**

NEW VIDEO: JANUARY 2022

Successful Isolation of Operating Fields

Gordon J. Christensen, DDS, MSD, PhD & Valinda Johnston, CDA, CPT

V3531 [60 Minutes | 2CE] \$159 DVD or streaming



Many dental procedures require an isolated operating field. Are you confident you can successfully accomplish this task? Currently, there are adequate, easy-to-use products and concepts to achieve a great isolated field for most restorative, endodontic, and some surgical procedures. Most of them may be quickly mastered by qualified staff persons. To name a few of these products — Isolite 3, Dry Shield, Mr. Thirsty, OpraGate, Umbrella, DryDent, NeoDrys, Dri-Angles, Hygoformic Ejectors, and Dentapops. Also shown are light cure resins used to isolate difficult restorative fields, methods to remove ~90% of aerosols and contamination, and, of course, rubber dam. Sound interesting? **This video demonstrates the best products and how to use them. It will help you to produce optimum-quality dentistry and give you great peace of mind.**

– ORAL MEDICINE –

NEW VIDEO: JULY 2022

Antibiotic Prescribing: Controversy or Consensus?

Karen Baker, R.Ph., MS & Gordon J. Christensen, DDS, MSD, PhD

V3937 [60 Minutes | 2CE] \$159 DVD or streaming



Do you need to prescribe antibiotics for endo, implants, or impactions? When is

prescribing mandatory, and when is it elective? What should you know about the threat of “superbugs” and how they will

soon influence your patients? Should you prescribe a partial or full dose? All of us have had the education to prescribe responsibly, but treatment standards are changing constantly. Therefore, regular education is required to stay up-to-date. Karen Baker, a well-known clinical pharmacist and popular speaker, helps you upgrade your knowledge about antibiotics available today, their current dosage requirements, and potential drug interactions. **Serve your patients and optimize their treatment by making the best antibiotic decisions by today’s standards.**

Local Anesthesia: Eliminating Misses and Near Misses

Mel Hawkins, DDS, BScD AN & Gordon J. Christensen, DDS, MSD, PhD

V3995 [60 Minutes | 2CE] \$159 DVD or streaming

Release Date: October 2019 | Review Date: August 2022



Everybody would like to have the assurance that local anesthetic injections would work almost every time as planned. It is possible; this video will help! Regardless of your age and experience, who couldn’t benefit from having better local anesthetic expertise? Let Mel Hawkins

and Gordon Christensen help you understand:

- Reasons for lack of effective anesthesia, especially on inferior alveolar blocks.
- The pros and cons of the conventional “mandibular” block.
- Alternatives and multi-task supplementation of injections with infiltrative techniques.
- The panacea or problem questions regarding articaine.
- Numerous other pertinent anesthesia questions answered.

Upgrade your local anesthetic delivery techniques and please your patients and yourself!

Preparing for Your Next Medical Emergency, 3rd Edition

David Anderson, DDS, MD & Gordon J. Christensen, DDS, MSD, PhD

V3902 [60 Minutes | 2CE] \$159 DVD or streaming

Release Date: February 2020 | Review Date: August 2022



Nobody wants to deal with a medical emergency in a busy practice day filled with patients, BUT they occur unexpectedly! Are you ready? This video includes up-to-date, easily implemented information on the most commonly occurring medical emergencies in dental

offices. The signs and symptoms of potential emergency situations are simulated for you and your staff to observe and suggest treatment in staff training sessions. Observe and prepare to treat your patients for the following emergencies:

- Allergic reaction
- Anaphylactic reactions
- Angina pectoris
- Aspirating or swallowing an object
- Asthmatic attacks/bronchospasm
- Cardiac arrest
- Hypotension
- Insulin shock/hypoglycemia
- Myocardial infarction
- Seizures
- Syncope

This video is made by two real-world experienced practitioners and is a MUST for you, your patients, and your team!

Proven and Effective Alternative Dental Medicine

Douglas Green, DDS, NMD & Gordon J. Christensen, DDS, MSD, PhD

V3923 [60 Minutes | 2CE] \$159 DVD or streaming

Release Date: October 2021 | Review Date: August 2022

Natural and conservative treatments, holistic medicine materials and techniques, and reductions in drugs and anesthetics have high patient interest. The following and other dentally related natural treatment concepts are included in this video:

- Diet and its influence on systemic and oral health.
- Antibiotics — when and if they are needed.
- Probiotics — are they really working?
- Cannabidiol (CBD) — many of your patients are using this medicinally.
- Influence of metal restorations in the mouth.
- Soft-tissue treatments with proven products.
- Significance of jaw cavitations.
- Oral treatment appliances.
- Ozone is used as a treatment mode globally — why not in your practice?
- Natural pain control methods, avoiding the negative complication of sedatives.
- Treatment of periodontal disease.
- Endodontic treatment.

You and your patients will want to use some of the well-known, proven, and successful natural concepts presented in this video!

NEW VIDEO: JANUARY 2023

Sedation — Improving Patient Care

Stanley Malamed, DDS & Gordon J. Christensen, DDS, MSD, PhD

S3944 [60 Minutes | 2CE] \$159 Streaming only



Are you using sedation techniques optimally? Let an international expert update you and your team on the various techniques of sedation, ranging from simple oral sedation to general anesthesia. Which sedation techniques

are ideal for specific clinical situations? What are the best drugs, common side effects, appropriate time of delivery, and potential complications?

Dr. Malamed shares essential knowledge from his vast clinical experience, education, and research.

Snoring and Sleep Apnea — Prevention and Treatment

Gordon J. Christensen, DDS, MSD, PhD; Michael DiTolla, DDS; & Jeff Wyscarver, RPSGT

V3963 [60 Minutes | 2CE] \$159 DVD or streaming

Release Date: August 2013 | Review Date: August 2022



Is this subject really a dental/oral responsibility? In recent years, snoring and sleep apnea have become associated with dentistry, and many dentists are finding some aspects of the topic fit well into busy general practices. It is estimated that at least 30 to 50 percent of the U.S. population snores. You may already know of potentially interested patients in your own practice. Dr. DiTolla has personally seen a 60% affirmative response

from patients who are asked the simple question “Would you like to hear how your spouse’s snoring may be treated without surgery?” This video emphasizes the methods to reduce or eliminate snoring and how to implement the techniques into typical dental practice. **See if this concept is right for your practice today!**

— ORAL SURGERY —

Apicoectomies, Frenectomies, Biopsies, Hemisections and More!

Karl R. Koerner, DDS, MS & Gordon J. Christensen, DDS, MSD, PhD

V4189 [60 Minutes | 2CE] \$159 DVD or streaming

Release Date: July 2018 | Review Date: August 2022



Most general dentists learn a significant portion of their oral surgical procedures by actually “practicing” the procedures on their patients, since a minimal amount of education and experience is offered during

dental school. By watching this video, you have an opportunity to learn from one of the most surgically experienced GPs in the profession. Dr. Koerner offers pragmatic, simple instructions that you can confidently integrate into your practice. Surgical procedures in the video include: frenectomy, surgical biopsies, apicoectomy, hemisections, removal of exostoses, incision and drainage, and other useful procedures. **Your patients will benefit by your incorporation of these procedures into your practice.**

Atraumatic Removal of Teeth — Erupted and Impacted

Karl R. Koerner, DDS, MS & Gordon J. Christensen, DDS, MSD, PhD

V4181 [60 Minutes | 2CE] \$159 DVD or streaming

Release Date: February 2017 | Review Date: August 2022



When tooth removal is indicated, can you do it quickly, easily, and without bone removal that will compromise the success of implants, pontics, or removable dentures? This video discusses the following topics and will

help you achieve greater success with treatment following tooth removal:

- New tooth removal methods compared with conventional ones
- Maintenance of bone for implant placement and optimum pontic form
- Efficient tooth removal to keep you on schedule
- Clinical tips to prevent or manage complications
- Preventing pain after multiple extractions
- Procedure for moderate-complexity third-molar extraction
- A step-by-step live demonstration of “surgical” extractions

Karl and Gordon will increase your expertise and confidence in this significant part of practice!

Easy Third-Molar Extractions

Karl R. Koerner, DDS, MS & Gordon J. Christensen, DDS, MSD, PhD

V4103 [60 Minutes | 2CE] \$159 DVD or streaming

Release Date: December 2004 | Review Date: August 2022

Make this procedure practical and profitable! Many of our clients are familiar with Dr. Koerner and his simple, practical techniques. In response to their overwhelming requests, Karl’s video shares his predictable third-molar extraction technique. Removing impacted third molars is similar to typical “surgical” extractions — something general dentists do on a regular basis. It involves the same instruments, the same care of hard and soft tissues, the same patient management, and other similarities. Dr. Koerner includes step-by-step diagnosing (indications, contraindications, and difficulty) and surgical technique for maxillary and mandibular impactions. He also reviews common complications, their prevention and management. **Third-molar extraction can be a predictable part of general practice.**

Oral Surgery in General Practice

Karl R. Koerner, DDS, MS & Gordon J. Christensen, DDS, MSD, PhD

V4116 [60 Minutes | 2CE] \$159 DVD or streaming

Release Date: January 2007 | Review Date: August 2022

You and your patients will benefit from this practical video! Almost every dentist does some oral surgery, but very few have had significant education in surgical procedures. Karl and Gordon have made a practical, easily understood, step-by-step live video showing necessary concepts, techniques, and instruments needed for oral surgery in your practice. Frequently needed techniques are emphasized, including use of luxators, inter-radicular bone removal, mesial and distal troughing, sectioning roots, and buccal bone removal. **Receive many tips on how to make routine surgery faster, easier, and more enjoyable.**

— ORTHODONTICS —

Practical Orthodontic Procedures for General Dentists

David A. Wright, DDS, MBA, MAGD & Gordon J. Christensen, DDS, MSD, PhD

V6306 [60 Minutes | 2CE] \$159 DVD or streaming

Release Date: November 2020 | Review Date: August 2022



Why is it that general dentists include every branch of dentistry in their abilities to serve their patients save one — orthodontics? Why have many dentists considered orthodontic treatment to be primarily for adolescents? Dave Wright, PCC Mentor

and private general practitioner, has been accomplishing orthodontics in his general practice for over 20 years. Dave and Gordon share current orthodontic techniques and which ones can be incorporated into every general practice immediately. See how to simplify orthodontic diagnosis and treatment planning. From “Early Interceptive” treatment all the way to orthodontics partnering with prosthodontics, this video will help the GP make complex restorative cases much simpler. **Incorporating orthodontics is a great way for you to serve your patients, excite your staff, increase practice revenue, and more knowledgeably refer complex cases to specialists.**

— PERIODONTICS —

Making Suturing Simple

Lee Silverstein, DDS, MS, MBA & Gordon J. Christensen, DDS, MSD, PhD

V4367 [85 Minutes | 2CE] \$159 DVD or streaming

Release Date: October 2014 | Review Date: August 2022



Are you still using the suturing techniques you were taught in dental school? Many concepts, materials, and instruments used in suturing have changed! This video demonstrates the most appropriate suturing techniques for specific clinical

needs. Dr. Silverstein, an expert in suturing, and Gordon show the best suturing instruments, how to select the right suture materials and needles for specific situations, and the most adequate knots for specific suture threads to avoid untying. Ten techniques for suturing will be demonstrated in close-up detail.

This video will undoubtedly change your techniques!

New Soft-Tissue Grafting Alternatives — Time to Change!

Lee Silverstein, DDS, MS, MBA and Gordon J. Christensen, DDS, MSD, PhD

V4385 [60 Minutes | 2CE] \$159 DVD or streaming

Release Date: September 2017 | Review Date: August 2022



You see indications for soft-tissue grafting every day you practice, but is your knowledge up-to-date on the grafting possibilities and techniques? Simple soft-tissue grafting is a significant service to provide in your practice, as well as another revenue source. In this presentation,

Lee and Gordon show root coverage, autogenous connective tissue grafting, covering exposed crown margins to improve esthetics (The Tarnow Technique), how to deal with biocorrosive abfractions, covering unsightly gingival discolorations, soft-tissue ridge augmentation, the “pinhole” technique, alternative allograft materials, acellular dermal matrix, and numerous other topics. **Update yourself with this one-hour video that will excite you and your staff, and provide new services for your patients!**

Socket Preservation and Bone Grafting

Gordon J. Christensen, DDS, MSD, PhD

V4350 [60 Minutes | 2CE] \$159 DVD or streaming

Release Date: September 2011 | Review Date: August 2022

A tooth extraction without socket grafting produces up to 60% shrinkage of bone as the hard and soft tissues heal. In the “smile zone,” this defect causes a significant esthetic challenge. You and your patients will appreciate the esthetic and functional advantages of socket grafting. There are many materials available for simple, fast, predictable grafting. When patients are educated about the desirability of socket grafting, most accept the procedure. Whether you are planning an implant when the socket heals or placing a pontic in the location of the healed socket, grafting is a proven and desirable procedure. Included in this presentation are: grafting materials, membranes, and step-by-step easy procedures.

Patients will appreciate having this procedure done, if you only tell them about it. Make socket grafting a routine part of your practice!

NEW VIDEO: SEPTEMBER 2023

Surgical Crown Lengthening Simplified

Gordon J. Christensen, DDS, MSD, PhD

S4351 [60 Minutes | 2CE] \$159 Streaming only



Surgical crown lengthening on #8 and 39 and crowns 6–11

Unfortunately, surveys show that most general dentists do not include surgical crown lengthening in their practices. Some GPs remove soft tissue using laser or electrosurgery but do not alter bone. This technique works if there is an excess of soft tissue. However, if there is no soft-tissue excess, removal of free gingiva often injures the epithelial

attachment, causing gingival and bone recession, inflammation, and an unsightly esthetic appearance. Surgical crown lengthening removes bone and soft tissue. It is not difficult and should be done to allow a ferrule of about 2 mm of sound tooth structure on the cervical areas of a crown prep. The ferrule provides excellent crown retention. **Let Gordon, a pragmatic restorative dentist, simplify this procedure for you!**

– PREVENTIVE DENTISTRY –

Customized Mouthguards for Any Sport

Ray Padilla, DDS & Gordon J. Christensen, DDS, MSD, PhD

V5165 [60 Minutes | 2CE] \$159 DVD or streaming

Release Date: March 2014 | Review Date: August 2022



See and compare the differences in technique and acceptability among vacuum-formed, pressure-thermoformed, and over-the-counter mouthguards. Learn how to fabricate custom-fit pressure-thermoformed

mouthguards for your athletic patients, along with many other procedures such as implant stents, model duplication, temporary stents for fixed prostheses, clear orthodontic positioners, orthodontic retainers, custom trays for bleaching, fluoride application, denture splints, and soft and hard occlusal guards. **Protect your patients' dentition from athletic injuries that can result in a lifetime of dental work.**

Making Dental Caries Prevention a Win-Win Concept

Gordon J. Christensen, DDS, MSD, PhD & Rella P. Christensen, PhD

V5120 [60 Minutes | 2CE] \$159 DVD or streaming

Release Date: April 2021 | Review Date: August 2022



Prevention can be a win-win concept for both patients and dental professionals. Even though your patients may struggle to change bad habits, they desire to reduce caries.

Many of your patients will take the responsibility to integrate the following concepts into their lives, and with few exceptions, this will allow them to have no or few dental caries during their lives. The following concepts are included in this video:

1. Preventive education for staff and assignment of clinical procedures.
2. Proven ways to increase positive oral hygiene behavior.
3. Development and implementation of a childhood preventive/restorative contract for your practice.
4. Influencing patients toward a reasonable and healthy diet from childhood and through maturity.
5. Effective use of prenatal fluoride supplements and high-level fluoride for susceptible patients.
6. Developing a successful regular recare/hygiene program.
7. The best restorative materials and how to use them.

Build a successful practice with the reputation of concern for patients' overall health and well-being.

Sealants and Preventive Resin Restorations — When & How

Gordon J. Christensen, DDS, MSD, PhD

V5143 [60 Minutes | 2CE] \$159 DVD or streaming
Release Date: June 2010 | Review Date: August 2022

Are your sealants and preventive restorations achieving the best service potential for your patients? What needs to be done to improve them? Gordon answers the following questions with live clinical demonstrations:

- When to seal teeth?
- Which teeth should be sealed?
- How best to tell if occlusal lesions are present?
- What are the best materials for sealants?
- What is the longevity of sealants?
- In what situations should a preventive resin restoration be placed?
- What procedures can you legally and easily delegate to staff?
- What are appropriate fees for sealants and preventive resin restorations?

This video will upgrade and improve your sealants and preventive resin restorations!

— PROSTHODONTICS, FIXED —

Alginate Impressions — Predictable & Accurate

Gordon J. Christensen, DDS, MSD, PhD

V1927 [60 Minutes | 2CE] \$159 DVD or streaming
Release Date: January 2008 | Review Date: August 2022

Every practice needs this video! Inaccurate alginate impressions cause maloccluding crowns, bridges, and removable prostheses; misdiagnosis; and inaccuracies in clinical judgment. Educate your team on how to make truly accurate impressions every time. Observe various tray types, alginate impression material brands, proper mixing with and without a vacuum, impression placement, reflection of soft tissues, and proper removal time and techniques. **Be able to critique alginate impressions and recommend changes in technique.**

This is a great staff in-service tool!

Cementing Restorations — Proven & Successful!

Gordon J. Christensen, DDS, MSD, PhD

V1921 [60 Minutes | 2CE] \$159 DVD or streaming
Release Date: July 2021 | Review Date: August 2022

Successful cementation is elusive! The past decade has had far more crowns and fixed prostheses breaking or coming off in service than in previous years, and postoperative sensitivity and high recurrent caries are still present in some practices. WHY? Cementation techniques differ for the various crown materials. This video includes selection of the best cements and successful cementation procedures for the following:


- Zirconia, Class 4 – 3Y (tetragonal) and 4Y – 5Y
- Zirconia, Class 5 (tetragonal) – 3Y
- Zirconia-based restorations
- Lithium disilicate (IPS e.max)
- Porcelain-Fused-to-Metal
- Full metal
- Polymer-based
- Cementation over screwed-on implant abutments

Also included are procedures for tooth desensitization/disinfection, potential occlusal challenges and complications, prevention of future caries activity, complications related to patient age, and esthetic needs related to cementation. **Select the best cement and materials for each clinical situation and type of crown and use the cements with optimum techniques and optimum expected clinical longevity!**

Foolproof, Fast Single Crown Procedure

Gordon J. Christensen, DDS, MSD, PhD

V1980 [60 Minutes | 2CE] \$159 DVD or streaming
Release Date: January 2017 | Review Date: August 2022



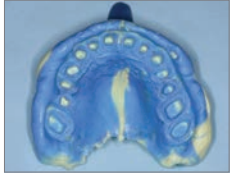
Thirty percent of your gross revenue is from crowns, and 90% of crowns are singles. After doing tens of thousands of crowns himself, Gordon has developed a conventional technique that is nearly foolproof. Scanning and in-office milling are great, but most dentists are still doing conventional procedures and having the lab scan the impressions and make the restorations. Let Gordon show you the best, well-proven materials, devices, and techniques that make this procedure predictable and accomplished in just minutes. **You need a foolproof conventional procedure for many of your crowns! This video will help!**

Impressions Can Be Simple & Predictable

Gordon J. Christensen, DDS, MSD, PhD

V1922 [60 Minutes | 2CE] \$159 DVD or streaming

Release Date: August 2021 | Review Date: August 2022



Often, one of the most inadequate dentist or staff procedures in restorative dentistry, as reported by most dental laboratories, is making adequate impressions! Is this a difficult procedure? NO! It can be relatively easy, even for complex situations. This video shows

techniques to overcome the prevalent conventional and digital impression problems, including:

- Overall techniques for both fixed and removable impressions.
- Reducing soft-tissue inflammation preoperatively.
- The best impression materials.
- Soft-tissue management allowing visible impressions of preparation margins every time.
- Controlling bleeding during tooth preparation and while making impressions.
- Important differences between conventional impressions and digital scanning.
- Analog impressions that actually make dentures stay in place.
- Impressions for digital dentures — are they different?
- Achieving patient comfort and confidence during impressions.

Perfect your impressions with the materials, techniques, and technologies shown in this video!

Optimal Fixed Prosthodontic Tooth Preparations

Gordon J. Christensen, DDS, MSD, PhD

V1925 [60 Minutes | 2CE] \$159 DVD or streaming

Release Date: October 2007 | Review Date: August 2022

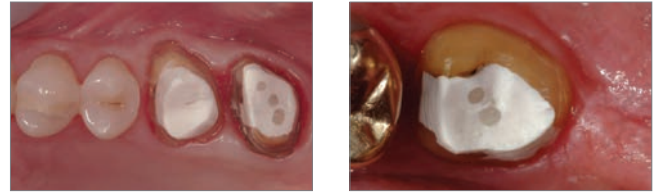
Dental laboratories report that incorrect tooth preparations are commonly observed. Additionally, the various materials and restoration types require different preparation design characteristics for long-term service. Observe the best tooth preparation techniques for all types of crowns and ceramic veneers, compare air and electric handpieces, and carbide burs versus diamond instruments. See ideal indications for shoulders, chamfers, and feather edges for all types of indirect restorations. You can accomplish ideal tooth preparations for crowns and fixed prostheses. **These techniques are easy and will provide predictable results.**

Posts, Cores, and Build-Ups — Predictable and Strong

Gordon J. Christensen, DDS, MSD, PhD

V1958 [60 Minutes | 2CE] \$159 DVD or streaming

Release Date: November 2012 | Review Date: August 2022



As the population ages, the need and demand for endodontic treatment, crowns, and fixed prostheses are increasing rapidly. Dentists need to be able to place posts, cores, and build-ups rapidly and predictably! Many changes and improvements have occurred recently. This video answers:

- When and when not to place posts?
- What are the best build-up materials?
- What are the most adequate post cements?
- How to make the strongest tooth preparations for endodontically treated teeth.
- What are the most adequate and easiest techniques for posts, cores, and build-ups overall?

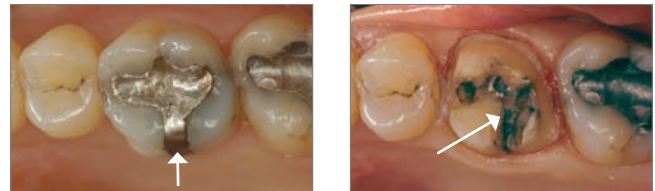
All of these topics are demonstrated clinically. **This video will help increase your speed, competence, and clinical confidence in posts, cores, and build-ups.**

Reliable, Simple Treatment of Cracked Teeth

Gordon J. Christensen, DDS, MSD, PhD

V1904 [60 Minutes | 2CE] \$159 DVD or streaming

Release Date: July 2020 | Review Date: August 2022



Painful Tooth with Need to Remove Old Silver Filling and Determine Nature of the Crack

Apparently Deep Crack into Internal Dentin

What is more difficult to treatment plan than a painless or painful cracked tooth? Is the crack superficial in the enamel only, into the dentin, ending subgingival or supragingival, into the pulp, or splitting the tooth? Most dentists treat cracked teeth on a routine basis, but proper diagnosis and treatment planning are difficult. Based on his many years of prosthodontic practice, Gordon answers the following: how to prevent cracked teeth, when to let a painless cracked tooth go without restoration, when and how to restore a cracked tooth, when to do endodontics on a cracked tooth, what are the best and most predictable restorations for cracked teeth, when to extract a cracked tooth, expectations for patients when restoring cracked teeth, and more. **You, your staff, and your patients will benefit from the logical, practical, proven information provided in this video.**

Rescuing Failing Fixed Prosthodontic and Direct Restorations

Gordon J. Christensen, DDS, MSD, PhD

V1992 [60 Minutes | 2CE] \$159 DVD or streaming

Release Date: December 2018 | Review Date: August 2022



Crowns and fixed prostheses are the single most revenue-producing part of a typical general practice, but they are expensive! Wouldn't you like to make them serve as long as possible? Gordon has numerous rescue techniques that can help! Some rescue procedures

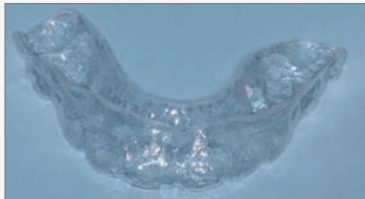
are well proven to increase the service potential of restorations, while others are less predictable. This video shows many rescue procedures, including: repairing margin defects on failing crowns, closing open contact areas, esthetic restoration of endo and implant access holes in crowns, removing or repairing a bridge loose on one end, inexpensive splinting of mobile teeth, removing implant-supported crowns when there is a loose abutment screw, making low-cost resin crowns, and others! **While restoration salvage may not provide a long-term solution, your patients appreciate your help and will come back for additional treatment when it becomes necessary.**

NEW VIDEO: DECEMBER 2022

Simple Temporary Restorations

Gordon J. Christensen, DDS, MSD, PhD & Valinda Johnston, CDA, CPT

S1943 [60 Minutes | 2CE] \$159 Streaming only



*Worn Anterior Teeth
Place Resin on Dry Cast to Change Contour
Make "Suck-Down" Matrix
Make Temporary Restoration in Matrix
Contour, Polish, and Seat Temporary*

experienced dental assistant, Valinda, share the best techniques and materials to fabricate and cement temporaries from singles to full-mouth restorations. **This video will be an invaluable staff training aid to optimize your temporary restorations!**

The quality of final indirect restorations relates directly to the temporary restoration quality! Most dentists have qualified team members make provisional restorations. However, the difficulty of making these restorations varies from simple to complex. Do your team members know the optimum characteristics of a temporary restoration, and can they make quality provisionals? Gordon and his

NEW VIDEO: NOVEMBER 2022

Strong, Comfortable, Esthetic Rehabilitations with Zirconia

Gordon J. Christensen, DDS, MSD, PhD

V1942 [60 Minutes | 2CE] \$159 DVD or streaming



In just a few short years, zirconia restorations have nearly monopolized the crown and fixed prosthesis market. However, these restorations are not without challenges! Let us show you how to overcome them! As you know by now, esthetics has not been a strong characteristic of zirconia restorations but is now greatly improved. You undoubtedly have had zirconia restorations come off in service, but that can be prevented. Zirconia has several forms, some strong and some much weaker- do you know the differences and the representative brand names? Watch Gordon do many restorations using zirconia on both posterior and anterior teeth, demonstrating all materials, steps, and clinical techniques while achieving optimum esthetics, strength, and patient satisfaction. **Zirconia restorations are not going away! Now is the time to get updated and incorporate these great techniques into your practice.**

– PROSTHODONTICS, REMOVABLE –

NEW VIDEO: SEPTEMBER 2022

Flexible vs. Rigid Removable Partial Dentures (RPDs)

Gordon J. Christensen, DDS, MSD, PhD

V2538 [60 Minutes | 2CE] \$159 DVD or streaming



Patients love flexible RPDs, BUT when should they be used? Are there situations where they should NOT be used?

Flexible partials are made from thermoplastics—nylon, plastics, acrylics, and other materials—which are certainly not the same. These several types of flexible partial denture materials have been represented on the market by Valplast, Flexite, Lucitone FRS, TCS, SunFlex, DuraFlex, FlexStar, Ultraflex, and

others. Do you know the differences? When are they better or worse than typical metal-based partials? Are there significant situations for which they are contraindicated? Can you repair them? How long do they last in service? Are they retentive? Do supporting teeth move during service? **Your patients deserve the best materials and techniques when flexible partials are indicated. Let us help you determine which ones are best and answer several important questions in this video.**

Making Complete Dentures a “Win-Win” Service

Gordon J. Christensen, DDS, MSD, PhD

V2549 [60 Minutes | 2CE] \$159 DVD or streaming

Release Date: July 2011 | Review Date: August 2022



Would you like a simple, fast complete denture technique? Do you dislike treating edentulous patients? Many dentists resist making dentures because they have been taught difficult,

time-consuming techniques and have had only minimal success with denture patients. There are about 30 to 40 million edentulous persons in the US. As a prosthodontist, Gordon knows the enormous need for complete denture service. He will show you how to make denture service not only optimal for patients, but also satisfying and productive for you. Our video provides close-up views of each step in the removable complete denture prosthodontic procedure, including using staff persons for much of the procedure. Dental implant placement is state-of-the-art treatment for edentulous patients, but for various reasons, many patients cannot or will not accept implants. You can still offer these patients a high quality, acceptable alternative. **Making dentures can be relatively simple and predictable!**

Predictable Removable Partial Dentures

Gordon J. Christensen, DDS, MSD, PhD

V2551 [60 Minutes | 2CE] \$159 DVD or streaming

Release Date: November 2011 | Review Date: August 2022



Do you resist making removable partial dentures? Let us change your opinion by showing you a faster, easier, and better technique that includes how to utilize implants for support! This video shows numerous techniques and

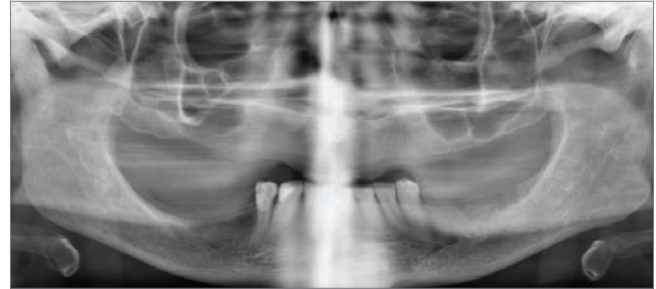
concepts that will greatly improve your ability to make comfortable, predictable removable partial dentures that your patients will actually use with satisfaction. It includes modifications of many previous techniques as well as use of both conventional-diameter and “mini” implants. The subjects in the presentation are: preoperative considerations, impressions, planning the prosthesis, when implants are needed, all materials involved, developing optimum occlusion, and postoperative needs. **Removable partial dentures can be a satisfying and productive part of your practice!**

Restoration of Complete and Partial Edentulism

Gordon J. Christensen, DDS, MSD, PhD

V2503 [60 Minutes | 2CE] \$159 DVD or streaming

Release Date: May 2020 | Review Date: August 2022



Prosthodontics can and should be a major service and revenue part of your practice! Despite constant education about proper oral hygiene and diet to the over 200 million adults in the US, there are about 40 million patients who are edentulous and nearly 90% of the remaining adults have lost at least one tooth. BUT—which treatment is best for specific situations? Fixed or removable partial dentures, conventional edentulous treatment, copings on teeth and overdentures, or implant-supported “all-on-four” or more implants fixed or removable? Which are the most adequate abutments, Locators, ERAs, spheres, screwed-on separate abutments, or screws through the prostheses, or numerous other options? **This video summarizes the long-term experience of numerous CR and PCC clinicians and researchers that will guide you and your staff with unbiased answers to these and many other difficult clinical questions.**

2023 DISCOUNT PACKAGES

SAVE 15% OR MORE WITH A PACKAGE PURCHASE. AVAILABLE IN DVD OR STREAMING.

DENTAL ASSISTING PACKAGE: \$399

There is a never-ending need for dental assistant education, from training the neophyte assistant to updating your experienced staff members. Teaching can be a frustrating, non-productive, and tedious task. This package will show your dental assistants some of the most important concepts and techniques needed for an efficient, profitable practice.

- V3902 Preparing for Your Next Medical Emergency
- V4714 Effective Use of Four-Handed and Six-Handed Dentistry
- V4748 Essentials of Effective Dental Assisting, 2nd Edition

Add bonus CE title for \$99 more

- V1922 Impressions Can Be Simple and Predictable

HYGIENE PACKAGE: \$399

Hygiene isn't limited to scale & polish! Break out of the regular everyday hygiene and learn valuable concepts that can promote patient health and practice growth.

- V4799 Optimizing Dental Hygiene to the Next Level!
- V5143 Sealants and Preventive Resin Restorations — When & How
- V5120 Making Dental Caries Prevention a Win-Win Concept

Add bonus CE title for \$99 more

- V3969 Common Frustrating Oral Diseases — Diagnosis and Treatment

OCCCLUSION PACKAGE: \$399

The profession is awakening to the need for knowledge and use of occlusion concepts. It is likely that your dental professors didn't have enough time for this subject while trying to finish the entire dental curriculum. Practical concepts and techniques are given to answer your questions in this confusing subject.

- V3186 Opening Vertical Dimension of Occlusion
- V3162 Bruxism — Prevention and Treatment
- V3105 Uncomplicated Occlusal Equilibration

Add bonus CE title for \$99 more

- V3104 Occlusal Splints — Predictable, Frequent Use

ORAL SURGERY PACKAGE: \$399

Become excited about increasing the oral surgery services offered in your practice. These videos enable general dentists to complete oral surgery procedures with greater confidence and skill. Every title shows easy, pragmatic techniques that your patients will appreciate.

- V4181 Atraumatic Removal of Teeth — Erupted and Impacted
- V4350 Socket Preservation and Bone Grafting
- V4367 Making Suturing Simple

Add bonus CE title for \$99 more

- V4189 Apicoectomies, Frenectomies, Biopsies, Hemisections & More

REMOVABLE PROSTHODONTICS PACKAGE: \$399

Yes, we know! This has been an area you would like to avoid. How about making complete and partial dentures easier, better, and more satisfying for both you and your patients? Share Gordon's long experience in improving removable prosthodontics as well as augmenting them with implants.

- V2549 Making Complete Dentures a "Win-Win" Service
- V2551 Predictable Removable Partial Dentures
- V2503 Restoration of Complete and Partial Edentulism

Add bonus CE title for \$99 more

- V2538 Flexible vs. Rigid Removable Partial Dentures (RPDs)

WHAT IF YOU WANT EVERY VIDEO?

SEE OUR
ALL-ACCESS PASS
ON PAGE 3.



NEW GRADUATE EXCLUSIVE

AFFORDABLE, EASY ONLINE CONTINUING EDUCATION



2023 Gordon's Choice CE Video Package

1. Flexible vs. Rigid Removable Partial Dentures (V2538)
2. Cementing Restorations — Proven and Successful! (V1921)
3. Making Dental Caries Prevention a Win-Win Concept (V5120)
4. Making Suturing Simple (V4367)
5. Snoring and Sleep Apnea — Prevention and Treatment (V3963)
6. Preparing for Your Next Medical Emergency (V3902)
7. The NEW Glass Ionomers Really Work (V3514)
8. Opening Vertical Dimension of Occlusion (V3186)
9. Get the Money off the Books and into the Bank! (V4766)
10. Direct Resin Veneers — A Great Practice Builder! (V1559)

NEW GRAD PRICE: \$499
\$1,590 VALUE
20 CE HOURS

PRACTICAL CLINICAL COURSES IS HERE TO HELP YOU ACHIEVE YOUR EDUCATIONAL GOALS AS YOU BEGIN YOUR CAREER.

As a new graduate, PCC has a discounted streaming package for you. Watch these titles as many times as you like for twelve months. Share with your team during in-services and receive CE credit for each video. You cannot find a better resource for reliable, pragmatic, unbiased education!

THE DENTAL DOCUMENTS BOOKLET & DIGITAL FILES, 7TH EDITION

Many dentists want patient informational forms for their patients, but finding the time to create them is almost impossible. After overwhelming requests for his patient education forms, Gordon compiled our Dental Documents Booklet and its accompanying pdf files available for download. Our clients have expressed how much they have appreciated using these post- and pre-treatment forms as templates to customize for their personal practices. Others have chosen to use the forms exactly as shown in the booklet. Whatever your preference, our Dental Documents Booklet will make the process of developing your practice's educational forms fast and simple.



THIS BOOKLET AND DOWNLOADABLE PDF FILES INCLUDE:

Practice administration forms | Post-treatment instructions | Staff self-evaluation forms | Informed consent forms
 Patient termination letter | Much more — over 90 pages

ITEM# BOK7 | PRICE: \$129



Gordon J. Christensen

Clinicians Report®



CR is the original and only independent dental product testing organization with funding only from dentists!



46 YEARS OF TRUSTED, VITAL INFORMATION TO THE DENTAL PROFESSION

Receive concise, pertinent information on the most timely and important topics in dentistry. *Gordon J. Christensen Clinicians Report* tells you which products work and how to use them!

See how your subscription will pay for itself in only one issue!

- CR identifies the products that are better, faster, easier, and less expensive
- Unbiased, non-profit product evaluations by practicing clinicians and CR scientific staff
- Practical techniques and clinical tips to save you time and money



**JOIN THE CR COMMUNITY
SUBSCRIBE TODAY!**

Toll Free: 888-272-2345

www.CliniciansReport.org


Choose the subscription membership that's right for you!

MONTHLY	1 YEAR	2 YEARS	3 YEARS
\$29	\$299	\$549	\$789

Membership includes *Clinicians Report* mailed to you monthly, online access to 20+ years of research, and *Hygiene Clinicians Report* mailed every other month. For additional subscription options, call us or visit our website.

Will you see one?

“My broken, decaying teeth are fixed and I can eat again.”



YOU CAN CHANGE A LIFE

WillYouSeeONE.org

From clearing up painful dental infections and being able to eat again to rejoining the workforce, volunteering with Dental Lifeline Network will make a life changing difference for the people we serve.



“Fellow dentists—will you join me in seeing ONE patient?”

-Gordon J. Christensen, DDS, MSD, PhD

VIRTUAL COURSES

AFFORDABLE, EASY ONLINE CONTINUING EDUCATION



HOW DO VIRTUAL COURSES WORK?

- Instructors present the course LIVE during the set hours of the course. Remember to adjust the time to your time zone. Login from your home or office. No extra time off, flights, or hotel required. *Shoes are optional!*
- Our PCC staff and private practitioner Mentors are online during the lecture, answering your questions in real-time using the chat features. The instructor remains focused on the presentation.
- Upon course completion, your CE certificate will be emailed to you.
- All registered dentist attendees will receive the course recording to watch On-Demand for the year following the course.

UPCOMING VIRTUAL COURSES

DECEMBER 10, 2022 (SATURDAY)

Making Occlusion Work for Your Practice

JANUARY 7, 2023 (SAT)

Conservative Indirect Restorations

MARCH 11, 2023 (SAT)

50 Useful Clinical Tips — 2023

MAY 20, 2023 (SAT)

Retirement Planning: Start with the End in Mind

SEPTEMBER 16, 2023 (SAT)

Removable Prosthodontics — Predictable & Enjoyable

OCTOBER 19, 2023 (THURS)

Paradigm Changes in the Profession Condensed

DECEMBER 9, 2023 (SAT)

Successful Periodontal Treatment for GPs

COURSE DESCRIPTIONS ON PAGE 23

INDIVIDUAL COURSE TUITION

\$295 / Dentist \$50 / Auxiliary

Registration for LIVE CE closes 1 hour before class.

VIRTUAL COURSE SUBSCRIPTION

INCLUDED:

Weekly emails 5-minute Q&A videos with Gordon!
 Every LIVE virtual course during your annual subscription.
 Access to past year's virtual courses, available On-Demand.
(See page 24)

\$999 / ANNUAL RENEWAL
(OVER \$3000 VALUE)

Making Occlusion Work for Your Practice

INSTRUCTOR: GORDON CHRISTENSEN, DDS, MSD, PHD

What is fact and what is fiction in occlusion? What works? In this course, Gordon shares pragmatic occlusal procedures that every general practitioner should know. Concepts and techniques shared can ensure your rehabilitative treatment has the longevity it deserves, can reduce patient pain, and extend the life of your patient's natural dentition. Know the best essential occlusal services, broaden your practice orientation, and incorporate occlusion into your practice today.

X3145 (170 MINUTES / 3CE)
DECEMBER 10, 2022 (SATURDAY)

Conservative Indirect Restorations

INSTRUCTOR: JOSE-LUIS RUIZ, DDS

Tooth preparations for crowns and the subsequent restorations are often deep, pulp threatening, gingival irritating, occlusion changing, and sensitive.

Avoid crowns with indirect conservative partial tooth restorations to minimize or eliminate these challenges. Restorative materials and cement brands are the best they have ever been. Jose-Luis has long advocated conservative indirect restorations and has simplified the techniques significantly. With limited practice, placing conservative restorations can become easier and faster than crowns.

X1946 (170 MINUTES / 3CE)
JANUARY 7, 2023 (SATURDAY)

50 Useful Clinical Tips in 3 Hours! — 2023

INSTRUCTOR: GORDON CHRISTENSEN, DDS, MSD, PHD

Join Gordon Christensen as he presents LIVE to your home or office "50 Useful Clinical Tips," his most-popular half-day lecture. This fast-paced, 3-hour, real-world, highly practical program is new each year and will offer action items that can be implemented TOMORROW. Gordon's tips will help you save time, ensure reliable results, improve patient services, and increase practice income.

X4742 (170 MINUTES / 3CE)
MARCH 11, 2023 (SATURDAY)

Retirement Planning — Start with the End in Mind

INSTRUCTORS: GORDON J. CHRISTENSEN, DDS, MSD, PHD;

MICHAEL DOROCIAK, DDS, MAGD;

JOHN DRUMM, DMD;

DAVID WRIGHT, DDS, MBA, MAGD

The ADA says that less than 10% of retiring dentists can retire at the same standard of living as when practicing. Two successfully retired dentists and two mature non-retired dentists share their experiences on how to have a successful retirement. Subjects include: when to start planning, goals, savings, needed resources, investments, life after retirement, and highly important topics for all dentists. Learn how to plan for your retirement and start NOW!

X4750 (170 MINUTES / 3CE)
MAY 20, 2023 (SATURDAY)

Removable Prosthodontics — Predictable & Enjoyable

INSTRUCTOR: GORDON CHRISTENSEN, DDS, MSD, PHD

Can removable prosthodontics be predictable and enjoyable? YES!

One challenge that has made removable negative for most dentists is lack of prosthodontic clinical experience. Gordon provides three intense hours of pragmatic information to simplify removable prosthodontics and have successful treatment. Topics include: making dentures stay in place with and without implants, the best materials, successful impressions, using your team for many of the procedures, injection-molded dentures, partials patients can tolerate, flexible dentures, finishing and polishing without losing retention, and more.

X2553 (170 MINUTES / 3CE)
SEPTEMBER 16, 2023 (SATURDAY)

Paradigm Changes in the Profession 2023

INSTRUCTOR: GORDON CHRISTENSEN, DDS, MSD, PHD

Enjoy detailed information about the most pertinent dentistry advancements of this past year. Hear the latest from TRAC Research. This course is a fast-paced, condensed version of our Las Vegas course of the same name, and it will cover various areas of dentistry.

X4754 (225 MINUTES / 4CE)
OCTOBER 19, 2023 (THURSDAY) • 3 P.M. TO 7 P.M. (MOUNTAIN)
TUITION: \$399 / DENTIST \$50 / AUXILIARY

Successful Periodontal Treatment for GPs

INSTRUCTOR: KEVIN SUZUKI, DMD, MSD

Almost half of U.S. patients are affected by periodontal disease! There are several options and supplements (in addition to scaling and root planing) that can improve the results of treating and stabilizing this infection in your patients without surgery! Learn what case situations you and your hygiene team can treat, when to refer out, and when advanced care is indicated, what surgical options are available. If you are interested in offering the benefits of periodontal treatment in your practice, this course is for YOU!

X4356 (170 MINUTES / 3CE)
DECEMBER 9, 2023 (SATURDAY)

Note: Paradigm Changes start time is the exception.

TIME: SATURDAY 8 A.M. TO 11 A.M. (MOUNTAIN) • TUITION: \$295 / DENTIST \$50 / AUXILIARY

STREAM ON-DEMAND

3-HOUR COURSES, SELF-STUDY

Building Your Ideal Team

Robert Spiel, MBA

X4715 | Release date: Oct 2020 | Review date: Sept 2022

A team that works well together lowers stress, decreases burnout, improves morale, boosts creativity, increases efficiency, and encourages innovation. Bob Spiel offers you the tools you need to build your personal dream team.

Dr. Christensen's Frequent Failures and How to Avoid Them

Gordon J. Christensen, DDS, MSD, PhD

X4740 | Release date: Sept 2022

Gordon discusses many failures and demonstrates solutions he uses based on many years of clinical experience and research. Learn to recognize and avoid those situations, techniques, and procedures that have high failure probability. Also learn the best substitutes and solutions for those clinical situations where the failure occurred.

Efficient & Smart Endodontics for General Dentists

John West, DDS, MSD

X1316 | Release date: Oct 2020 | Review date: Sept 2022

Here is John's promise to you: "Give me three hours and I will give you the Three Essential Skills that will change your experience of practicing and performing endodontics."

Endodontics—The Untapped Treasure Right Before Your Eyes

John West, DDS, MSD

X1329 | Release date: Dec 2021 | Review date: Sept 2022

Grow your practice with endodontics! Most dentists say they need more patients. John invites you to make growth happen by doing more for the patients that you already have! From accurate diagnosis and swift, predictable emergency endodontic treatment to optimum endodontic restorability — learn pearls that will increase your revenue and enjoyment of endodontics.

Extraction Techniques for General Dentists

Karl Koerner, DDS, MS

X4111 | Release date: Oct 2020 | Review date: Sept 2022

Karl Koerner covers 10 of the most worrisome complications that can happen while doing "surgical" extractions in general practice and how to avoid or manage them.

Infection Control in the New COVID-19 World

Rella Christensen, RDH, PhD

X2407 | Release date: April 2020 | Review date: Sept 2022

Rella's fast-moving program is based on clinically relevant, repeated microbiology testing by the TRAC division of CR Foundation. TRAC tests and validates the information on all products and procedures mentioned, including critical vaccines, face masks, air quality, gloves, and surface disinfectants.

Pain Control, Opioid Prescribing, and Substance Abuse Prevention

Harold Crossley, DDS, MS, PhD

X3909 | Release date: Nov 2020 | Review date: Sept 2022

For centuries, opioids have been used to control pain and suffering, but at what cost to us, our families, and our dental practices? Hal Crossley discusses the practical pharmacologic management of post-operative dental pain and appropriate opioid prescribing in adults and children.

Positioning Your Practice for Success!

David Wright, DDS, MBA, MAGD

X4728 | Release date: June 2021 | Review date: Sept 2022

Dave offers a real-world, pragmatic approach to practice management. His valuable tips based on many years of private practice experience will help you offer the best patient-oriented service while increasing your productivity and enjoyment.

Predictable, Fast, Long-Lasting Composites!

Gordon J. Christensen, DDS, MSD, PhD

X3512 | Release date: Aug 2020 | Review date: Sept 2022

Gordon offers unbiased, research-based information combined with broad-based, real-world practice application to help make your composites faster, more predictable, and long-lasting.

Technologies to Change Your Practice NOW!

John Flucke, DDS

X4736 | Release date: April 2022 | Review date: Sept 2022

Not every piece of technology needs to be expensive or complicated. There are lots of "techno-nuggets" out there that can change your office and the lives of your patients for the better, without requiring a loan or a 6-week training program. Dr. Flucke constantly evaluates new products to find the latest and greatest products and devices . . . so you don't have to!

What's the Best Laser for My Practice?

Robert Convissar, DDS, FAGD

X4325 | Release date: April 2021 | Review date: Sept 2022

Robert's goal is to educate the generalist, specialist, and hygienist about what lasers are, how they work, what they can do, and, more importantly, what they cannot do. Learn what wavelength is best for your practice.

Attendee comments from past virtual courses:

"Technical presentation and flow of information was the best. Wish I had been in Gordon's educational groups a long time ago."

"The ability to spend just a few hours and learn so much has been extremely convenient. I will attend some more. Thanks again!"

ALL ON-DEMAND COURSES: 170 MINUTES | 3 CE | \$295 | STREAMING ONLY

Clinicians Report Dentistry Update®

The most trusted, fast-paced, comprehensive course available!

PRESENTERS



Gordon J. Christensen,
DDS MSD PhD, CEO



Michael R. Dorociak, DDS,
Chairman of the Board



Derek K. Hein,
Chief Operations Officer



Lois Banta, Office Manager
Guest Presenter*

“Excellent course with up-to-date material. Dr. Christensen speaks from years of experience as a practicing dentist. He has a wonderful ability to speak effectively to a broad audience from young dentists to those of us who have been in practice for decades. One of my favorite speakers for sure.”

We are continually told that just one day at this course will make your entire year more rewarding! Don't miss this opportunity to learn what is faster, easier, better, and more profitable in dentistry!

Your entire team will benefit from this information-packed, fast-paced, and entertaining course! The team will learn the latest trends, proven techniques, materials, devices, and new concepts. New course content every year with over 25 topics discussed in the CR Dentistry Update course.

Don't miss your annual update!

888-334-3200
www.CliniciansReport.org

CR DENTISTRY UPDATES	
DATE	LOCATION
Presented by Dr. Gordon J. Christensen	
November 4, 2022	Chicago, IL
December 2, 2022	Kansas City, KS
January 27–28, 2023	Snowbird, UT (2 half days)
February 10, 2023	Ft. Lauderdale, FL
April 7, 2023	Scottsdale, AZ
May 26, 2023	Las Vegas, NV*
July 14, 2023	Williamsburg, VA
July 28, 2023	Anchorage, AK
August 18, 2023	Lake Tahoe, NV
September 8, 2023	Boston, MA
October 13, 2023	Las Vegas, NV*
November 3, 2023	Chicago, IL
December 1, 2023	Kansas City, KS
Presented by Dr. Michael Dorociak and Derek Hein	
October 28, 2022	Orlando, FL
April 14, 2023	Columbus, OH
Credit: 7 CE's Tuition: \$449 Dentist / \$249 Staff	

* Concurrent Office Manager course with guest presenter Lois Banta also available

THE CHRISTENSEN CONTINUUM



IF YOU ARE INTERESTED IN 2 OR MORE OF OUR HANDS-ON COURSES, WE HIGHLY SUGGEST YOU JOIN THE CHRISTENSEN CONTINUUM.

WE PROMISE TO PROVIDE RELIABLE, REAL-WORLD, UNBIASED INFORMATION THAT CAN BE IMPLEMENTED INTO PRACTICE AS SOON AS YOU RETURN HOME. For years, PCC has been offering inexpensive, highly rated hands-on courses to small groups of 25–30 dentists. Every 2-day course prepares you to practice faster, easier, and at an affordable cost. We have 14 unique courses in Utah to choose from (see pages 27–31).

The Continuum allows you the flexibility to choose only those courses that interest you at significantly reduced tuition.

Maximize your educational experience with PCC by choosing to become a Gold or Platinum Member today!

PROGRAM LEVEL

PROGRAM BENEFITS

Platinum

6-course commitment over 2 years
\$1200 program fee due at start of program

- » **Course tuition locked in at \$1400/course** [normally \$2,500 value]
 First two courses tuition due at start, the remaining tuition due 60 days prior to each course.
- » **4 free videos** at first course [over \$600 value].
- » **Free tuition** to a CR Dentistry Update at location of your choice upon successful completion of the program [\$449 value].

Gold

4-course commitment over 2 years
\$800 program fee due at start of program

- » **Course tuition locked in at \$1600/course** [normally \$2,500 value]
 First two courses tuition due at start, the remaining tuition due 60 days prior to each course.
- » **2 free videos** at first course [over \$300 value].
- » **Free tuition** to a CR Dentistry Update at location of your choice upon successful completion of the program [\$449 value].

TWO-DAY UTAH COURSES

Expanding Your Practice with Orthodontics

INSTRUCTOR: DAVID A. WRIGHT, DDS, MBA, MAGD



Grow your practice and expand your treatment services!

According to the American Association of Orthodontists, over 2 million orthodontic cases start in the US each year, and over 4 million people in the US are currently wearing braces. The US orthodontics market is projected to steadily grow. Over half of these new patients are between the ages of 12–17, but more and more adults are choosing to pursue orthodontic treatment. Is your practice ready to help serve these patients?

Join David Wright, a highly successful general practitioner with 20 years of orthodontic experience, as he shows you how adding orthodontic treatment can grow your general or pediatric practice. The following and other topics are included:

- Developing the skills to identify which cases are best for your practice, and which cases are best to refer.
- Diagnosis and treatment planning for orthodontic treatment.
- Early treatment and adult pre-prosthetic treatment (such as the orthodontic eruption of a single tooth).
- Successful aligner therapy.
- Simple straight-wire orthodontics.
- Staying up to date with the best, easily accomplished orthodontic CE while practicing.

There is a lot of undiagnosed orthodontic treatment in your practice. Most patients prefer to remain with YOU rather than being referred elsewhere.

Begin offering your patients the physiological, psychological, and social benefits of orthodontic treatment today!

14 CE Hours

Tuition: \$2500 / Dentist \$950 / Auxiliary

October 28–29, 2022 (F, Sat) / October 6–7, 2023 (F, Sat)

Making Endodontics Fun, Predictable, and Profitable

INSTRUCTOR: JOHN D. WEST, DDS, MSD



What if your endodontics were highly predictable and profitable at the same time?

As a clinician and an educator for over 35 years, Dr. John West teaches you the skills of making endodontics easy. You will learn how to competently, consistently, and confidently “Find, Follow, and Finish” treating endodontic canals at a level of excellence that you may not have thought possible. John

is best known for teaching restorative dentists transferable and reproducible endodontic skills that every general practitioner can benefit from. He teaches that there are really no problems in endodontics, only situations that require smart knowledge, smart thinking, and smart doing. **Come and master the art and science of making endodontics FUN!**

At conclusion, participants should be able to:

- Unravel the “toothache headache”
- “Find” all canals
- “Follow” all canals using the four essential manual motions
- Prepare manual and mechanical glidepaths for safe Rotary and Reciprocation
- “Shape” canals using the latest proven shaping and finishing breakthrough technology
- “Finish” canals for 3D disinfection and obturation
- Immediately implement powerful endodontic practice growth builders

14 CE Hours

Tuition: \$2500 / Dentist \$950 / Auxiliary

April 28–29, 2023 (F, Sat) / October 20–21, 2023 (F, Sat)

Igniting the Leader in You!

INSTRUCTOR: ROBERT SPIEL, MBA



How you think, make decisions and act as a leader determines the level of staff support, enthusiasm, and success you can achieve in your practice. This course will open your eyes to what you need to know — and what you need to do — in order to take your practice up one level, or up four levels. Shift from a high stress and high burnout dynamic, where you have a major burden of responsibility, to a high-impact and high-performance culture where everybody is on the team and working together. Bob

Spiel will help you strip the mystery away from true leadership and team building. **Inspired leadership is the foundation of a meaningful practice. Learn productive leadership principles and practices that can be implemented immediately upon returning home.**

14 CE Hours

Tuition: \$2500 / Dentist \$950 / Auxiliary

November 4–5, 2022 (F, Sat) **WAITLIST** / June 23–24, 2023 (F, Sat)

PCC COURSE CANCELLATION POLICY: PCC courses are purposely small in enrollment to provide optimum interaction between participants and instructors. Last-minute participant substitutions are difficult to arrange. See full cancellation policy on catalog order form.

ATTENTION NEW GRADS 50% OFF TUITION!

New graduates up to and including 5 years out of dental school are eligible for 50% off course tuition in Utah. Discounted spaces are limited for each course.

Call PCC to check availability and to register at (800) 223-6569.

Oral Surgery Secrets

INSTRUCTORS: KARL R. KOERNER, DDS, MS & PCC MENTORS



Many extractions look easy but can soon become difficult, leading to complications and prolonged treatment time. This course includes the best techniques and instruments to accomplish “surgical” extractions easily and quickly while conserving bone — a requirement for implants and more aesthetic fixed prostheses. Karl’s courses make tooth removal and surgery more enjoyable and

predictable, so it can be performed with greater confidence and less stress.

Karl’s course covers many different oral surgical subjects, including: avoiding problems with the maxillary sinus, bleeding prevention/management, moderate third-molar impactions, and alveoplasty after multiple extractions to prevent pain and increase patient satisfaction with dentures. He also discusses:

- Successful socket grafting
- Multiple extractions and ridge preparation for dentures
- One-drug oral sedation for easier surgery
- Prevention and management of complications such as bleeding, infection, root retrieval, sinus issues and others
- Selecting cases appropriate for your ability

Many of the principles and techniques included in this course are those currently taught in oral surgery residency programs. Participants perform several different procedures on life-like dentoform models. **You will go home ready to do more surgery with greater confidence and skill!**

14 CE Hours

Tuition: \$2500 / Dentist \$950 / Auxiliary

January 20–21, 2023 (F, Sat) / June 9–10, 2023 (F, Sat)

Simplified Third-Molar Impactions

INSTRUCTORS: KARL R. KOERNER, DDS, MS & PCC MENTORS

Are you removing some third-molar impactions? When and at what age should impacted third molars be removed and when should they not be removed? When and how do you do an operculectomy? When should there be a coronectomy? Should you have a cone beam CT? When and how do you make the incisions, and should there be a release incision? If so, where? What are the potential clinical challenges? These are some of the questions answered by Dr. Koerner in this course. If you want to include these procedures in your practice, join us to learn the principles and procedures and how to perform them according to established standards. Dr. Koerner shares how to evaluate indications for third-molar removal, potential difficulty, and how to successfully treat in your practice or refer if needed.

For many years, Dr. Koerner has written books and articles, filmed instructional videos, and taught hands-on courses on third-molar surgery. His courses have been immensely popular with PCC participants. **We are excited to include this all-new course for any practitioner looking to expand or perfect the oral surgical procedures offered in his or her practice.**

14 CE Hours

Tuition: \$2500 / Dentist \$950 / Auxiliary

September 22–23, 2023 (F, Sat)

Faster, Easier, Higher Quality Dentistry

INSTRUCTORS: GORDON J. CHRISTENSEN, DDS, MSD, PHD & PCC MENTORS



Do you want some guidelines for a fulfilling, happy and successful professional life? The ability to successfully balance your professional life with your personal and family goals is an elusive objective. In this course, Gordon shares his knowledge on how to juggle a busy professional life while still maintaining an enjoyable and fulfilling personal life. Gordon shares how to achieve optimal practice success with over 20 highly effective clinical techniques every general practice can benefit from. **We are told by past attendees that this course has changed their lives and how they practice!**

On completion of this two-day course, you will be able to:

- Identify, describe and accomplish at least twenty essential concepts and clinical procedures for optimum practice success.
- Identify which techniques, materials, devices and equipment are currently the fastest and easiest, and which will provide the highest quality results for your patients.
- Increase your practice efficiency and expertise, allowing more time for your family and yourself.
- Delegate many responsibilities to motivated, educated staff greatly increasing your practice service and revenue.
- Determine your life priorities and eliminate the distractions.

14 CE Hours

Tuition: \$2500 / Dentist \$950 / Auxiliary

March 3–4, 2023 (F, Sat)

Optimal Perio Techniques for General Practice

INSTRUCTORS: JON SUZUKI, DDS, PHD, MBA,

KEVIN R. SUZUKI, DMD, MSD, & PCC MENTORS



Surgical enhancement of sound tooth structure is frequently an important stage of restorative dentistry and prosthodontics. The basic modalities

of periodontal surgery for the restorative dentist are presented in seminar, video, and case report format followed by hands-on (pig jaws) workshops. Osseous recontouring may be a necessary component of crown lengthening surgery. Prosthodontic implant treatment planning often requires augmentation of keratinized gingiva, incorporating both autogenous and allogeneic donor tissue. Ridge preservation and bone grafting of extraction sockets are becoming the new standard of care. This hands-on course provides practical clinical experience for treatment planning and execution of basic periodontal surgeries. **Become excited about**

the possibilities for periodontal treatment in your practice!

At the end of this course, participants will be able to:

- List the indications and contraindications for periodontal surgery.
- Perform incisions, flap elevation, flap positioning, osseous reduction, mucogingival surgeries and suture.
- Preserve alveolar ridges and bone graft following dental extractions.
- Manage periodontal surgical patients in the post-operative phase.

14 CE Hours

Tuition: \$2500 / Dentist \$950 / Auxiliary

March 31 – April 1, 2023 (F, Sat)

Avoiding Implant Failures and How to Treat Them

INSTRUCTORS: JON SUZUKI, DDS, PHD, MBA,

KEVIN R. SUZUKI, DMD, MSD, &

GORDON J. CHRISTENSEN, DDS, MSD, PHD

What do you do when implants are obviously failing, but you have thousands of dollars of prosthodontic treatment supported by the questionable implants? After over three decades of observing root-form implants in service, dentists are seeing the same periodontal diseases around implants that are observed around natural teeth. The percentage of implants with these diseases is reported as high as 45 percent after only a few years of service. What can be done? When should an implant be taken out?

- Identify and describe peri-implantitis and peri-mucositis.
- Discuss the relationship of medical conditions to implant failure.
- Discuss the relationship of medications to implant failure.
- Discuss treatment of early, moderate, and advanced peri-implantitis.
- Describe oral hygiene to prevent recurrence of implant diseases.
- Discuss rescue of failing prosthodontic treatments.

Learn what can be done with failing implants and how to do it, or when to refer it in this course.

14 CE Hours

Tuition: \$2500 / Dentist \$950 / Auxiliary

November 11–12, 2022 (F, Sat) / November 10–11, 2023 (F, Sat)

Dental Sleep Medicine Simplified

INSTRUCTORS: JAMISON SPENCER, DMD, MS, JEFF WYSCARVER, RPSGT, & GORDON J. CHRISTENSEN, DDS, MSD, PHD



In recent years, sleep medicine has exploded in dental practices! Many dentists are finding some aspects of sleep medicine fit well into busy general practice. Gordon joins 2 experts in dental sleep medicine, Jamison Spencer and Jeff Wyscarver, to show how airway, bruxism, TMD, perio, and failure of restorations are related to sleep medicine. This course focuses on screening (including sleep testing), diagnosis, treatment, and avoiding complications. See which sleep appliances are best and how to properly bill for optimized third-party reimbursement. **Join us and see how you can start incorporating sleep medicine into your practice!**

At the end of this program, the student should be able to:

1. Discuss the interactions between sleep disordered breathing and many critical aspects of dentistry.
2. Screen their patients for possible sleep disordered breathing.
3. Discuss the basics of reading a Home Sleep Test (HST) and Polysomnogram (PSG) report.
4. Select which appliance will likely be most effective for a specific patient.
5. Make initial occlusal records for custom appliance fabrication.
6. Avoid side effects such as tooth movement and bite changes.
7. Discuss the basic principles of ethical and legal billing of medical insurance.

14 CE Hours

Tuition: \$2500 / Dentist \$950 / Auxiliary

November 3–4, 2023 (F, Sat)



We realize everyone is at different stages of their education and career. You are NOT required to attend Level 1 if you feel Level 2 would best suit your educational goals.

Implant Surgery — Level 1

INSTRUCTORS: GORDON J. CHRISTENSEN, DDS, MSD, PHD & PCC MENTORS

Integrating implant surgery into your practice is not difficult or threatening, and it will certainly be a positive and profitable change in your professional life. You undoubtedly already have implant prosthodontics in your practice. This course integrates both surgery and prosthodontics. Included techniques are surgically placing small-diameter implants (1.8 to 2.9 mm in diameter) in edentulous and partially edentulous patients and placing conventional-diameter implants (3 mm and larger in diameter) in healthy patients who do not require bone grafting.

The course includes:

- Differential diagnosis and treatment planning for small-diameter and single conventional-diameter implants
- Anatomy essential for implant placement
- Equipping your office and educating your staff for implant placement
- A comparison of implant companies
- Techniques for placing implants
- Actual placement of implants in dentofoms
- Related prosthodontic materials and techniques

Both implant surgery and prosthodontics can be enjoyable parts of any dental practice. This course provides enough information and experience for you to place and restore implants in an uncomplicated patient.

14 CE Hours

Tuition: \$2500 / Dentist \$950 / Auxiliary

February 3–4, 2023 (F, Sat)

Implant Surgery — Level 2

INSTRUCTORS: GORDON J. CHRISTENSEN, DDS, MSD, PHD & PCC MENTORS

Placing implants in healthy patients with adequate bone, and even those who require some bone grafting, is relatively simple, enjoyable, and profitable! It should be a part of the practice of any interested dentist. This course is oriented toward those dentists who have had a moderate level of surgical experience, enjoy it, and want to increase their knowledge and clinical skills in placement of implants. The following and other topics are included in the course:

- Diagnosis and treatment planning for implants vs. conventional restorative/prosthodontic services
- Indications and contraindications for implants
- Essential oral anatomy
- Bone grafting materials and techniques and evaluating when implant placement requires bone grafting
- Simplified sinus lift procedures
- Comparison of implant companies
- Implant placement techniques and actual placement of two brands of popular conventional-diameter implants in dentofoms
- Related prosthodontic materials and techniques

Most simple-to-moderate difficulty implant cases are best done by the same practitioner doing both the surgery and the prosthodontics. **Take your implant skills to the next level and start serving your patients' more complex implant needs.**

14 CE Hours

Tuition: \$2500 / Dentist \$950 / Auxiliary

July 21–22, 2023 (F, Sat)

Restorative/Esthetic/Preventive Dentistry

INSTRUCTORS: GORDON J. CHRISTENSEN, DDS, MSD, PHD &
PCC MENTORS

Every practice day you need to provide practical and profitable preventive procedures; predictable, esthetic long-lasting restorative procedures; as well as single crowns. This course does just that! See, use, evaluate and take home samples of the newest, best, highly essential restorative materials and techniques. Gordon will help increase your expertise in all phases of restorative dentistry and show you how to be more profitable in your everyday dental procedures.

Topics include:

- Decide which restorative procedures to include in your practice.
- Class II resins — predictable, non-sensitive, fast, profitable, and easy.
- Tooth-colored inlays & onlays, both laboratory-made and in-office milled.
- See and use the best new fast curing lights.
- A comparison of zirconia-based and full-contour zirconia restorations as well as lithium disilicate crowns.
- Effective, profitable preventive procedures and how to implement them.
- New caries-detecting devices — which are the best?
- Sealants that actually work.
- Optimum and expanded use of staff in all restorative procedures.

This practical course is guaranteed to make your restorative procedures more enjoyable, gratifying, and profitable.

14 CE Hours

Tuition: \$2500 / Dentist \$950 / Auxiliary

March 24–25, 2023 (F, Sat) / August 25–26, 2023 (F, Sat)

Fixed Prosthodontics Simplified

INSTRUCTORS: GORDON J. CHRISTENSEN, DDS, MSD, PHD &
PCC MENTORS

30% of your practice revenue is fixed prosthodontics. Our goal is to help you make fixed prosthodontic procedures faster, easier, more predictable, and profitable! Join Gordon for this popular “bread and butter” hands-on course and increase your quality and quantity in fixed prosthodontic procedures. Many participants report that after attending this course, they have enhanced their fixed prosthodontic quality, doubled their fixed prosthodontic activity and increased practice enjoyment.

Go home with the most updated knowledge on:

- Easy, fast tooth preparations
- The best build-up techniques
- The strongest and fastest posts and cores
- Selecting and getting the most from your cements
- The latest information on all-ceramic crowns and bridges (zirconia and lithium disilicate) as well as information on many new crown substrates
- Excellent, fast provisional restorations
- Obtaining optimum treatment plan acceptance
- Making highly esthetic restorations

Accomplish these procedures, critique them with Gordon and PCC Mentors, and take many new complimentary materials home with you. Learn how to delegate up to half of the fixed prosthodontic procedure to qualified staff members. The limited class size ensures you will receive answers to your personal questions.

You cannot find a course with a better value than this one!

14 CE Hours

Tuition: \$2500 / Dentist \$950 / Auxiliary

May 5–6, 2023 (F, Sat)

Simplifying Complex Treatment

INSTRUCTORS: GORDON J. CHRISTENSEN, DDS, MSD, PHD & PCC MENTORS

Do you have patients with complex rehabilitative needs, and you wonder if you are the practitioner to treat them? Gordon can help you feel confident in your treatment choices! Join Gordon and experienced PCC Mentors and attend one of the most informative classes PCC offers.

- Integrating fixed, removable, and implant prosthodontic procedures with other clinical areas.
- Increasing your knowledge in occlusion to provide longer-lasting, comfortable treatment.
- Restoring implants with confidence you haven't placed yourself.
- The best restorations for implants.
- The best materials, devices, and techniques for single teeth to full arches.
- Long-term preventive maintenance for complex patients.
- Providing long-term occlusal maintenance through the various stages of life.
- When to refer treatment to other practitioners.

Many patients have extensive oral rehabilitative needs, but do not have financial wherewithal for a total rehabilitation at one time. Gordon shares how to best accomplish incremental treatment, spread over several years, at a cost most average-income patients can afford. As a special feature of this course, we encourage attendees to bring radiographs and casts for 1–2 of your patients for whom you are planning comprehensive oral rehabilitative procedures. These cases will be observed, discussed, and potential treatment plans presented by Gordon and PCC Mentors. **At the end of this course, past participants have expressed pleasure in their increased knowledge and are enthusiastic about treating complex cases!**

14 CE Hours

Tuition: \$2500 / Dentist \$950 / Auxiliary

April 14–15, 2023 (F, Sat)

FIXED PROSTHODONTICS — WHAT'S BEST?



GORDON J. CHRISTENSEN, DDS, MSD, PHD

JOIN GORDON AND VALINDA JOHNSTON, CDA IN SUNNY FORT LAUDERDALE AS THEY ANSWER THESE QUESTIONS AND MORE!

Is scanning better than VPS or polyether?

Zirconia is NOT zirconia — which category should you use?

IPS e.max is being challenged by various different materials — should you change?

Scanning impressions is growing — are you behind the times?

Cements are letting crowns “fall off” — why?

Metals are dying — should they?

How can expanded staff functions increase fixed prosthodontic revenue?

A major portion of general practice revenue comes from fixed prosthodontics. Know the best techniques and materials to make your fixed prosthodontic procedures faster, easier, more predictable, and profitable!

DATE

February 11, 2023 (Saturday)

LOCATION

Embassy Suites – 17th Street

CREDITS

7 CE Hours

TUITION

\$499 / Dentist \$249 / Staff

GREEK ISLES CE CRUISE



HOLD THE DATE!

We are currently in contract negotiations with various cruise lines to find the best cruise for 2024. Contracts won't be signed until June 2023.

Please hold the dates **May 23, 2024 – June 10, 2024** in your calendars for our upcoming 7-day cruise in 2024.

Call us at (800) 223-6569 to be placed on our priority notification list once contracts are signed.

Paradigm Changes in the Profession — 2023

Five Speakers — One Information-Packed Day

SATURDAY, OCTOBER 14, 2023
PLANET HOLLYWOOD RESORT & CASINO, LAS VEGAS



Featuring:

Gordon J. Christensen, DDS, MSD, PhD

The most important dentistry advancements in the last year.

Ryan Allen, DDS, MBA, FAGD

Technology for your practice.

Jeff J. Brucia, DDS

Minimal tooth preparation for the treatment of cracked teeth.

Robert R. Edwab, DDS, MBA

What's new in basic oral surgery?

Robert Margeas, DDS

Tips & tricks for everyday clinical situations.

This course changes each year, featuring new experts and Dr. Gordon Christensen as the moderator.

Enjoy detailed information about the most pertinent dentistry advancements of 2023. Our day ends with a Q&A panel — a participant favorite! Speakers and panel members are comprised of our CR scientists; real-world, successful practitioners; our knowledgeable clinical staff; as well as many well-known, respected educators.

JOIN US FOR AN EASY, INFORMATIVE COURSE THAT WILL HELP REVOLUTIONIZE YOUR UPCOMING YEAR!

This is NOT the CR Dentistry Update course, which is offered Friday, prior to Paradigm Changes in the Profession. Participants who wish to enjoy two days in Vegas may register separately to attend the Update course (see page 25).

CHOOSE YOUR DATE: Saturday, October 14, 2023 — at Planet Hollywood Resort & Casino, Las Vegas, with all 5 speakers.

Thursday, October 19, 2023 — VIRTUAL condensed course with Gordon only. Recording included with dentist attendance.

TUITION: \$499 Dentist \$249 Auxiliary — **8 CE LIVE IN LAS VEGAS**
\$399 Dentist \$50 Auxiliary — **4 CE CONDENSED VIRTUAL**

This course is FREE with our annual All-Access Pass Membership (page 3).

2023 PCC COURSE DATES

MORE INFORMATION ON PAGES 22–33

DATE	COURSE
November 11–12, 2022	Avoiding Implant Failures and How to Treat Them
December 10, 2022	Making Occlusion Work for your Practice VIRTUAL
January 7, 2023	Conservative Indirect Restorations VIRTUAL
January 20–21, 2023	Oral Surgery Secrets
February 3–4, 2023	Implant Surgery — Level 1
February 11, 2023	Fixed Prosthodontics — What's Best? FORT LAUDERDALE
March 3–4, 2023	Faster, Easier, Higher Quality Dentistry
March 11, 2023	50 Useful Clinical Tips VIRTUAL
March 24–25, 2023	Restorative/Esthetic/Preventive Dentistry
March 31 – April 1, 2023	Optimal Perio Techniques for General Practice
April 14–15, 2023	Simplifying Complex Treatment
April 28–29, 2023	Making Endodontics Fun, Predictable, and Profitable
May 5–6, 2023	Fixed Prosthodontics Simplified
May 20, 2023	Retirement Planning — Start with the End in Mind VIRTUAL
June 9–10, 2023	Oral Surgery Secrets
June 23–24, 2023	Igniting the Leader in You!
July 21–22, 2023	Implant Surgery — Level 2
August 25–26, 2023	Restorative/Esthetic/Preventive Dentistry
September 16, 2023	Removable Prosthodontics — Predictable & Enjoyable VIRTUAL
September 22–23, 2023	Simplified Third-Molar Impactions
October 6–7, 2023	Expanding Your Practice with Orthodontics
October 14, 2023	Paradigm Changes in the Profession LAS VEGAS
October 19, 2023	Paradigm Changes in the Profession Condensed VIRTUAL
October 20–21, 2023	Making Endodontics Fun, Predictable, and Profitable
November 3–4, 2023	Dental Sleep Medicine
November 10–11, 2023	Avoiding Implant Failures and How to Treat Them
December 9, 2023	Successful Periodontal Treatment for GPs VIRTUAL

All courses are in Provo, UT, unless otherwise noted.



GORDON J. CHRISTENSEN – PRACTICAL CLINICAL COURSES

3707 North Canyon Road, Suite 3D • Provo, Utah 84604
800-223-6569 • 801-226-8637 [fax] • www.pccdental.com



JOIN US ON FACEBOOK!

facebook.com/GordonJ.Christensen



WATCH US ON YOUTUBE!

GordonChristensen



FOLLOW US ON TWITTER!

@GoJChristensen